

# CalFresh Caseload Demographics



SAN FRANCISCO HUMAN SERVICES AGENCY  
Department of Benefits  
and Family Support

2024-December

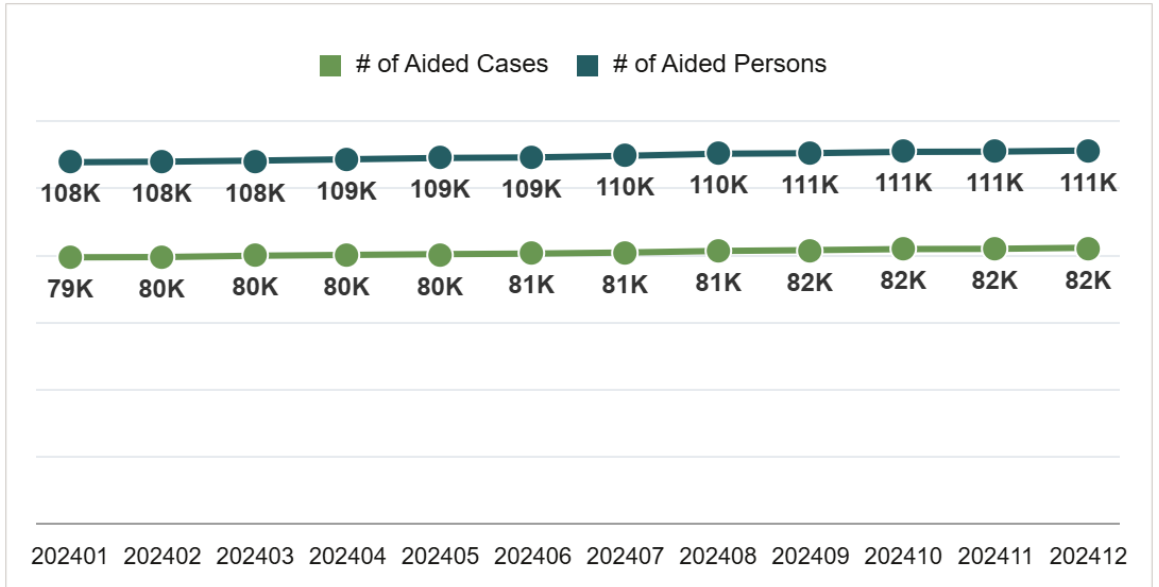
## CalFresh Cases and Persons Over Time

Persons

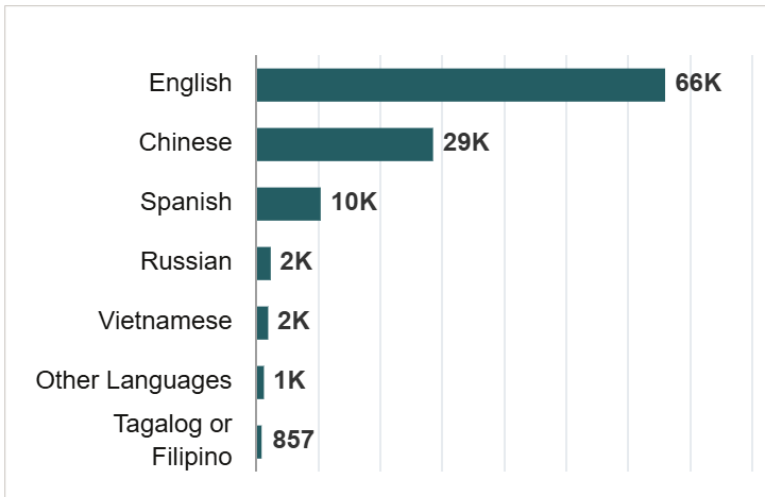
**111,263**

Cases (households)

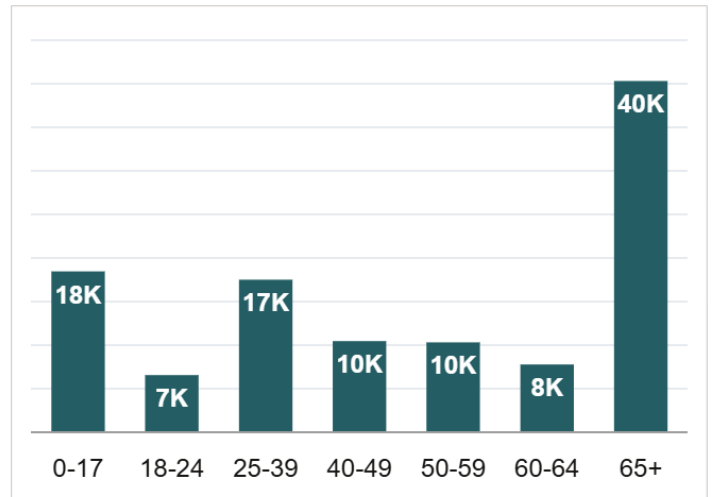
**82,244**



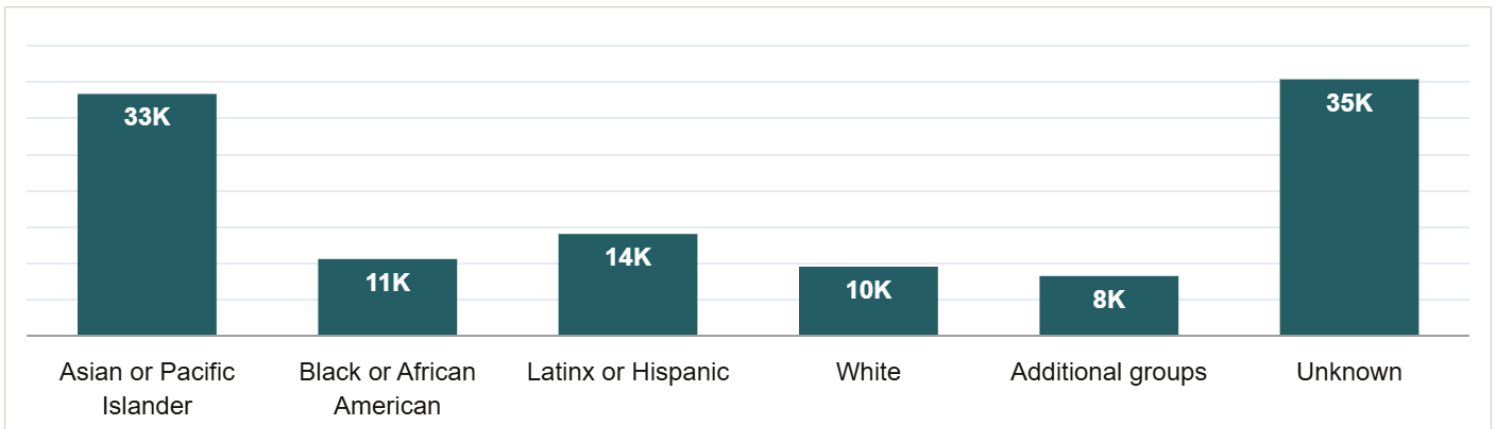
## CalFresh Persons by Primary Language



## CalFresh Persons by Age Group

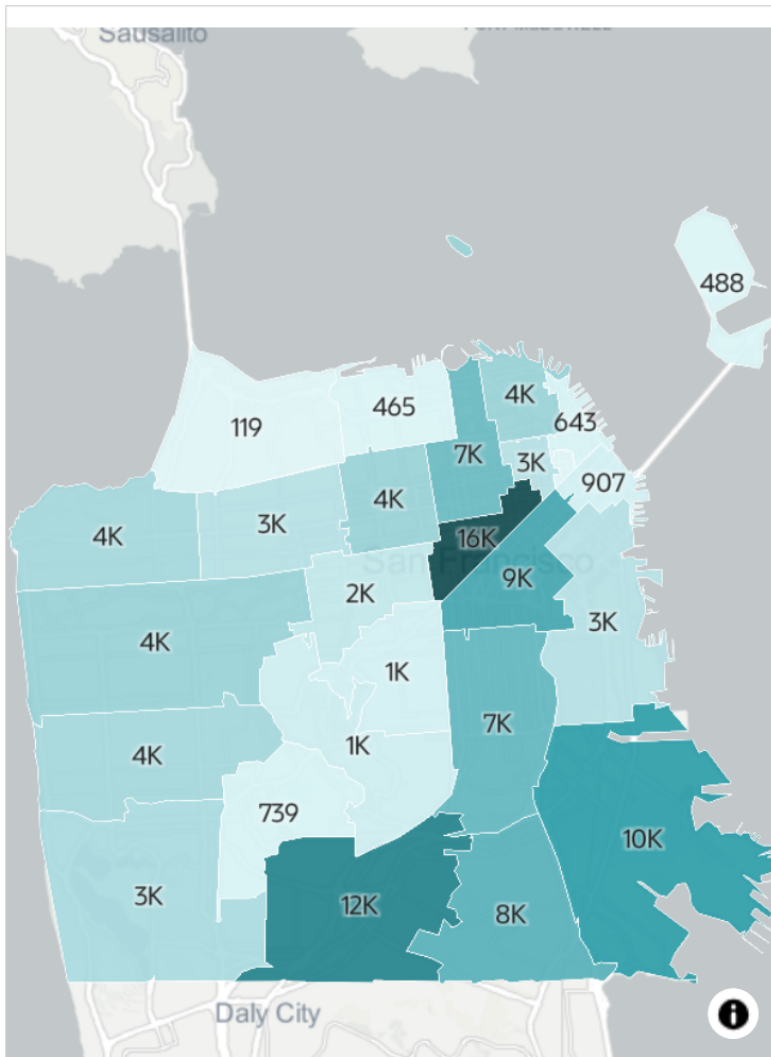


## CalFresh Persons by Race/Ethnicity



# CalFresh Caseload Demographics

## CalFresh Persons by ZIP Code of Residence



ZIP	Neighborhood	Persons
94102	Hayes Valley/Civic Center/Tenderloin	15,975
94112	Ingleside/Excelsior	11,634
94124	Bayview/Hunters Point	9,743
94103	South of Market	8,800
94134	Visitacion Valley	7,804
94110	Mission District/Bernal Heights	7,112
94109	Polk/Russian Hill/Nob Hill	6,862
94122	Sunset	4,419
94133	North Beach	4,347
94115	Western Addition/Japantown	4,282
94116	Sunset/Parkside/Forest Hill	3,536
94121	Outer Richmond	3,512
94132	Lake Merced/Lakeside	3,394
94107	Potrero Hill/SOMA	2,792
94118	Inner Richmond	2,624
94108	Chinatown	2,562
94117	Haight-Ashbury	2,027
Other	Other	1,892
94158	Mission Bay	1,365
94131	Twin Peaks/Glen Park	1,271
94114	Castro/Noe Valley	1,173
94105	Rincon Hill	907
94127	St. Francis Wood/Miraloma/West Portal	739
94142	General Delivery	703
94111	Embarcadero	643
94130	Treasure Island	488
94123	Marina/Cow Hollow	465
94129	Presidio	119
94104	Financial District	73

### Notes

Data As Of

02/19/2025

Looking for historical caseload data? Find it on DataSF:  
<https://data.sfgov.org/d/kc49-udxn>

Data is from SFHSA's CalSAWS eligibility system. With questions, contact [SFHSAPanning@sfgov.org](mailto:SFHSAPanning@sfgov.org).

Please note that program eligibility may be redetermined retroactively and figures are subject to change.