

# CalWORKs Caseload Demographics



SAN FRANCISCO HUMAN SERVICES AGENCY  
Department of Benefits  
and Family Support

2024-December

## CalWORKs Cases and Persons Over Time

Persons

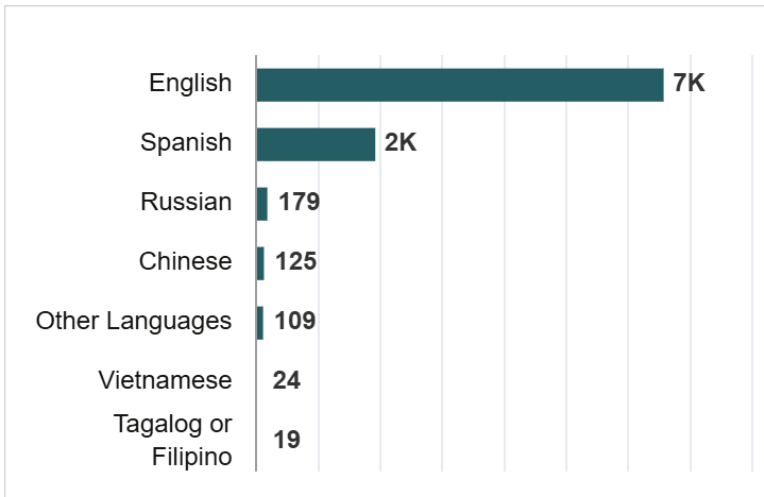
**8,950**

Cases (households)

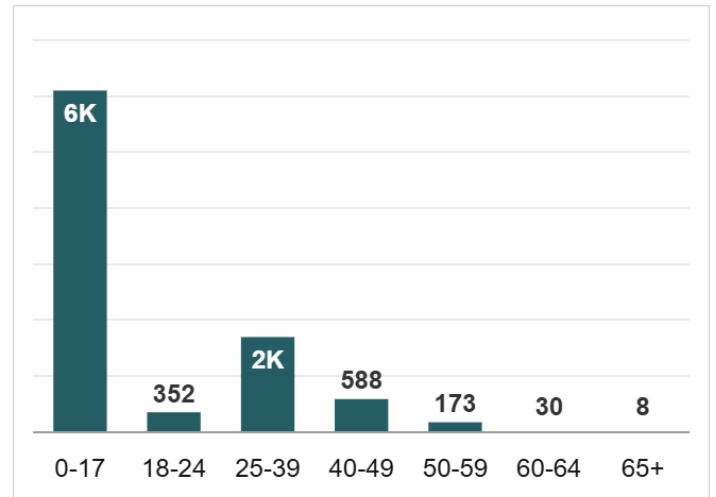
**3,838**



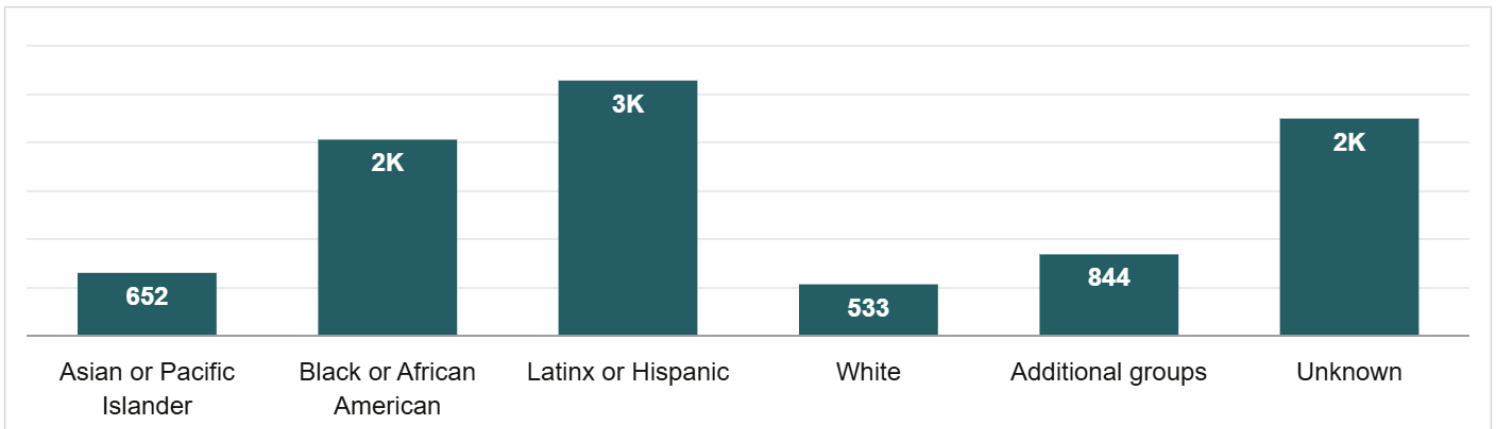
## CalWORKs Persons by Primary Language



## CalWORKs Persons by Age Group



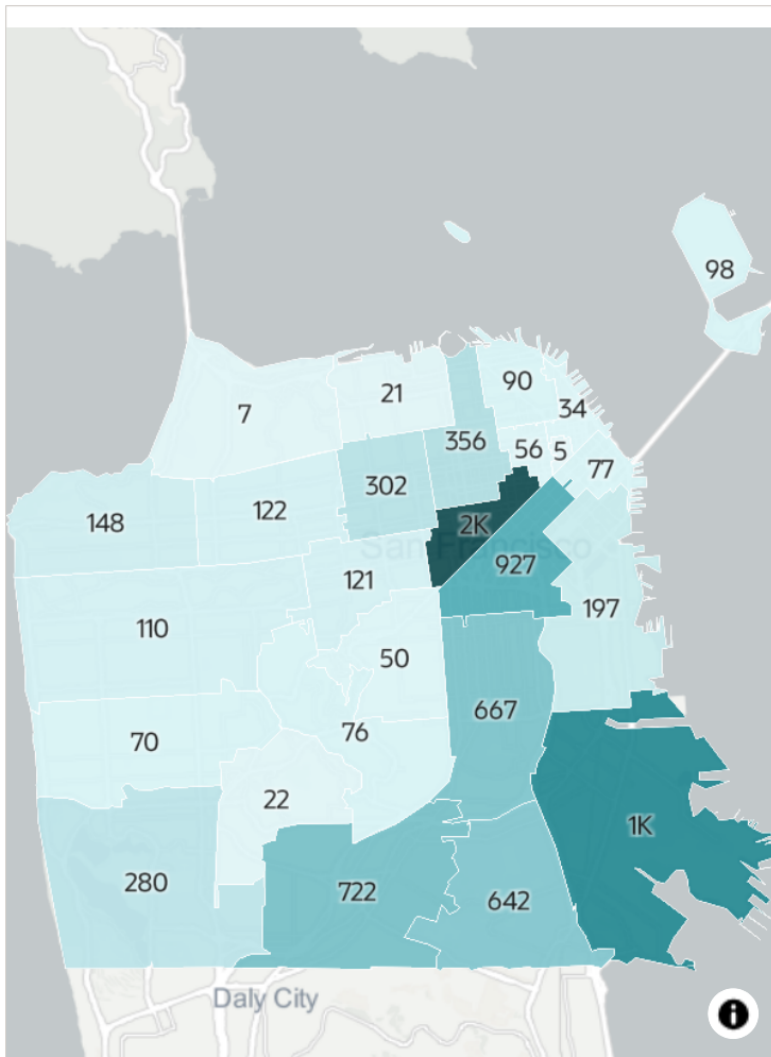
## CalWORKs Persons by Race/Ethnicity



# CalWORKs Caseload Demographics



## CalWORKs Persons by ZIP Code of Residence



ZIP	Neighborhood	Persons
94102	Hayes Valley/Civic Center/Tenderloin	1,844
94124	Bayview/Hunters Point	1,336
94103	South of Market	927
94112	Ingleside/Excelsior	722
94110	Mission District/Bernal Heights	667
94134	Visitacion Valley	642
Other	Other	386
94109	Polk/Russian Hill/Nob Hill	356
94115	Western Addition/Japantown	302
94132	Lake Merced/Lakeside	280
94107	Potrero Hill/SOMA	197
94158	Mission Bay	158
94121	Outer Richmond	148
94118	Inner Richmond	122
94117	Haight-Ashbury	121
94122	Sunset	110
94130	Treasure Island	98
94133	North Beach	90
94105	Rincon Hill	77
94131	Twin Peaks/Glen Park	76
94116	Sunset/Parkside/Forest Hill	70
94108	Chinatown	56
94114	Castro/Noe Valley	50
94111	Embarcadero	34
94142	General Delivery	26
94127	St. Francis Wood/Miraloma/West Portal	22
94123	Marina/Cow Hollow	21
94129	Presidio	7
94104	Financial District	5

### Notes

Data As Of
02/19/2025

Looking for historical caseload data? Find it on DataSF: <https://data.sfgov.org/d/kc49-udxn>

Data is from SFHSA's CalSAWS eligibility system. With questions, contact [SFHSAPanning@sfgov.org](mailto:SFHSAPanning@sfgov.org).

Please note that program eligibility may be redetermined retroactively and figures are subject to change.