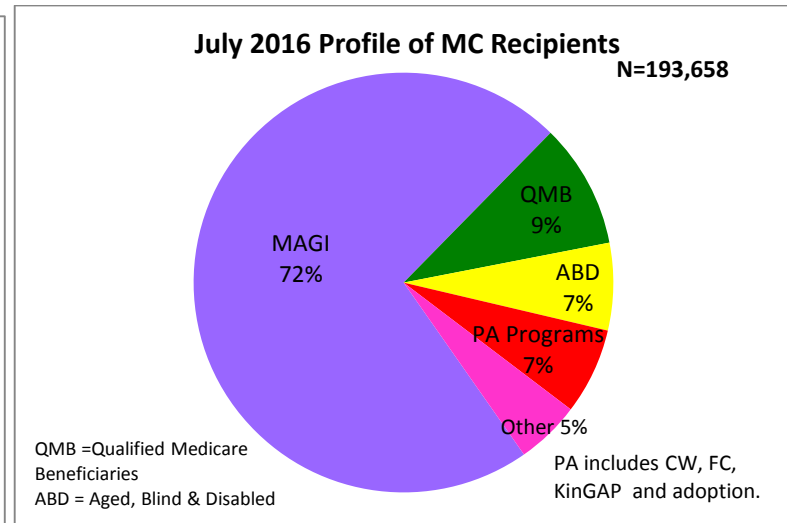
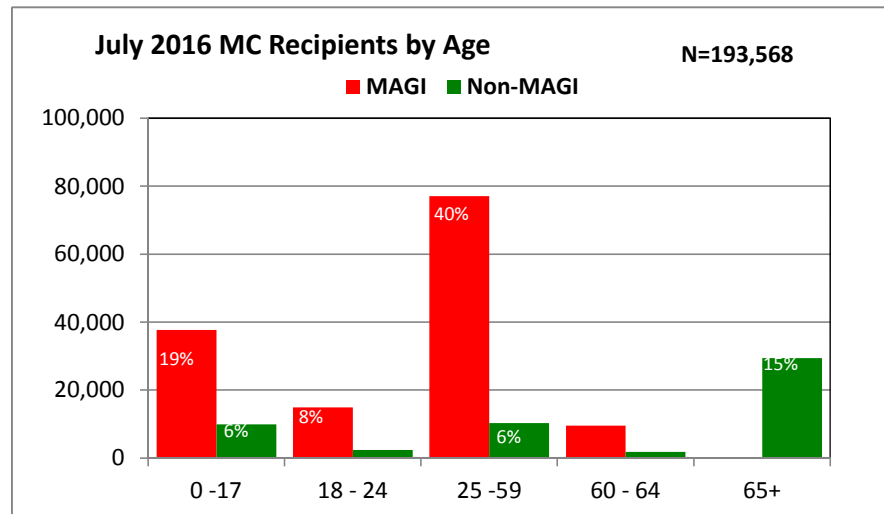
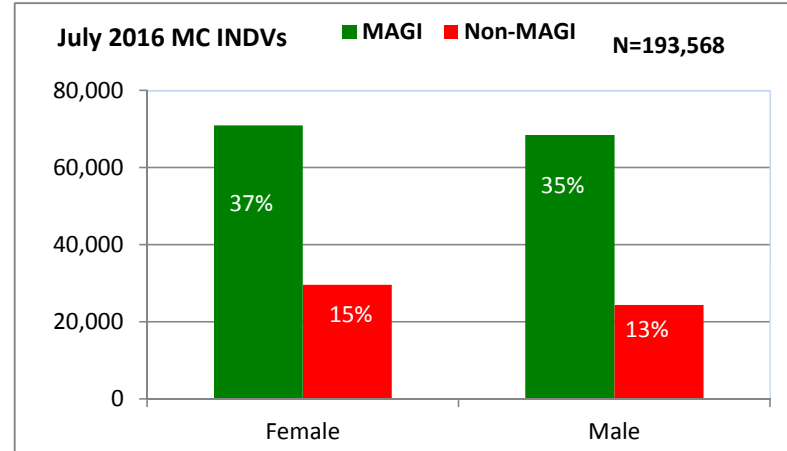
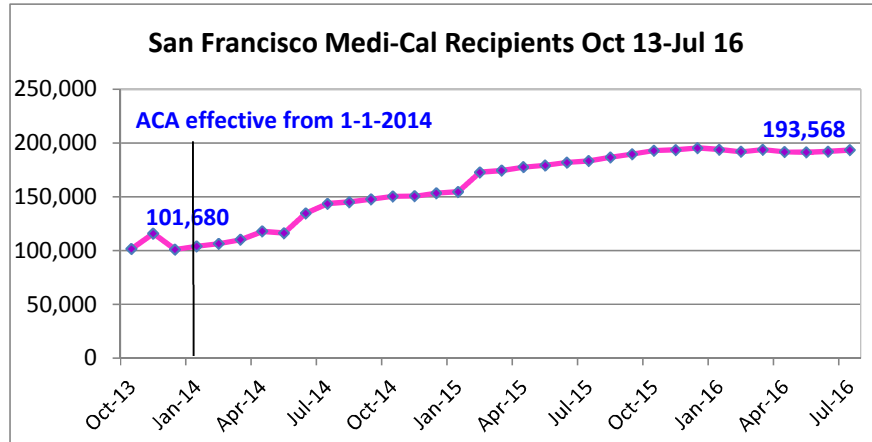


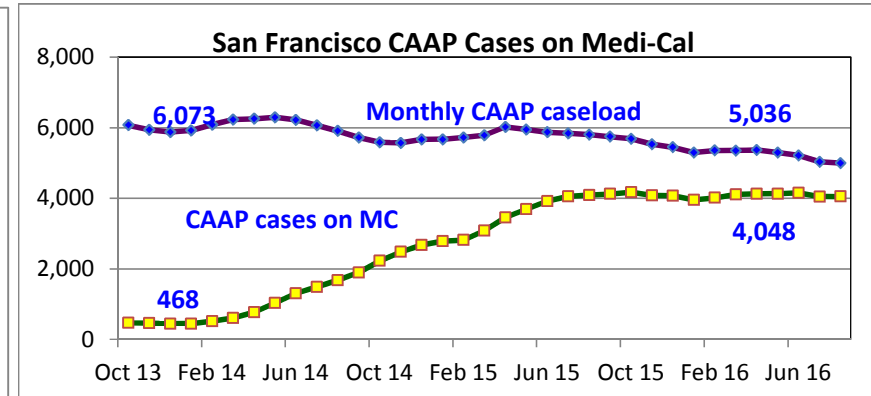
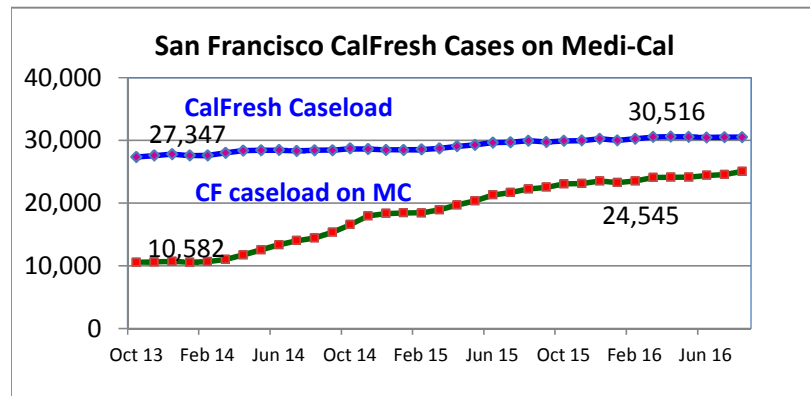
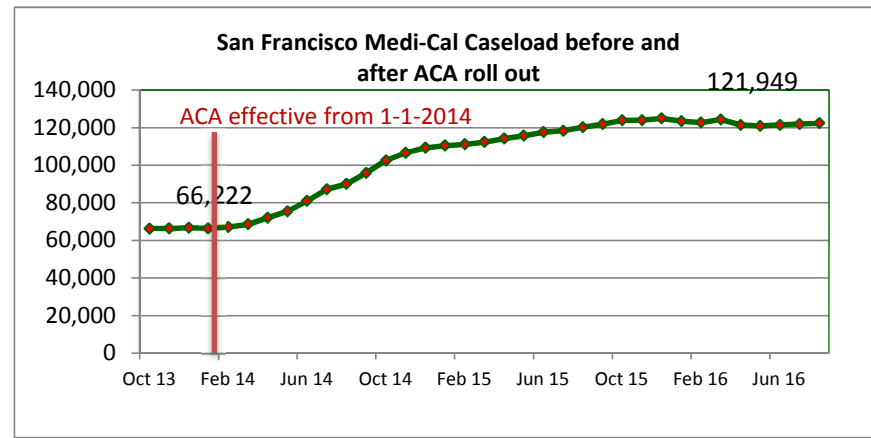
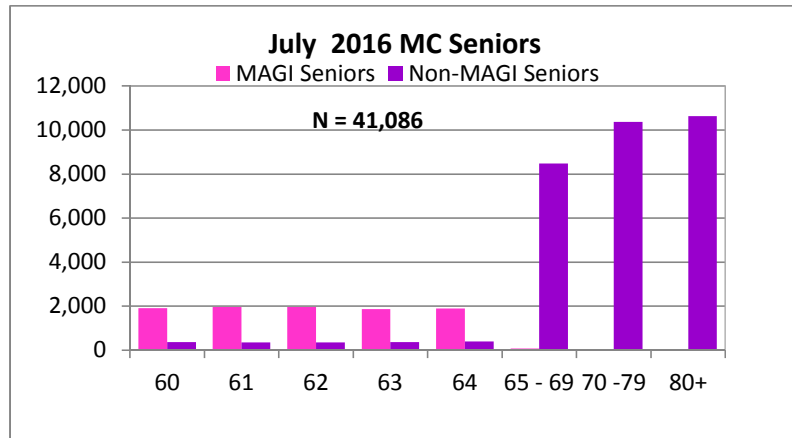
**San Francisco Human Services Agency
July 2016 Medi-Cal Dashboard**



Highlights:

1. Between Oct 2013 and July 2016, the number of MC enrollees rose by 91,888, a 90% increase.
2. The Public Assistance program recipients and the Aged, Blind & Disabled account for 7% each of the total.
3. The Modified Adjusted Gross Income (MAGI) enrollees account for 72% of the total MC recipients. Their number has increased by 79,576 since Jan 2015 representing a rise of 133%.
4. Though there is no significant variation in gender proportions between MAGI and non-MAGI groups, females outnumber males.

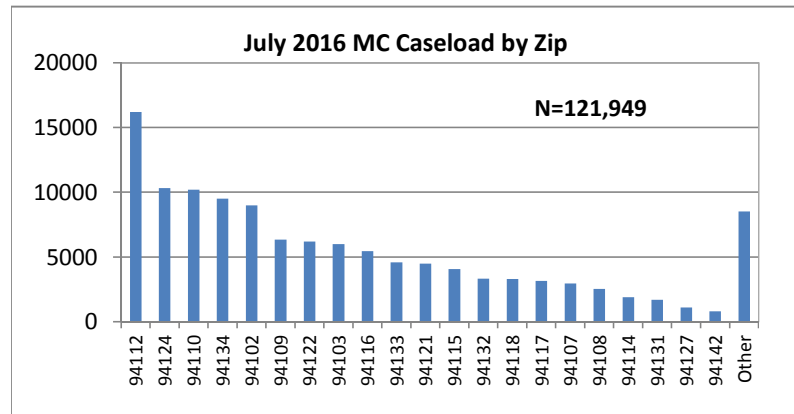
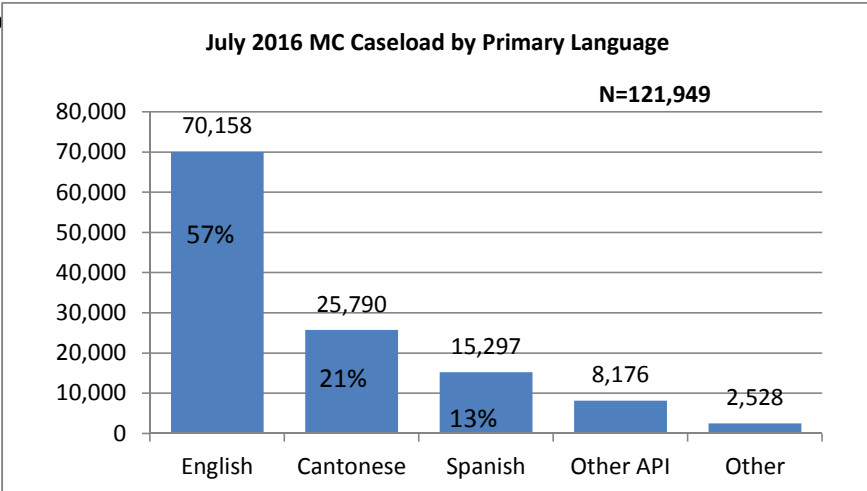
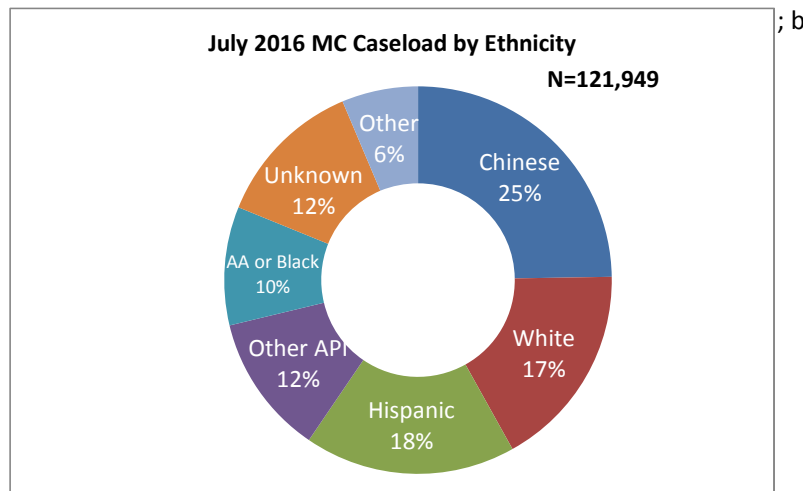
**San Francisco Human Services Agency
July 2016 Medi-Cal Dashboard**



Highlights Contd.:

- 5 The proportion of seniors (60+) at 21% has remained more or less the same since April 2015 though there is an increase of 1,195 seniors (3%).
- 6 The MC households (HHs) rose by 84% between Oct 2013 and Jul 2016, a rise of 55,727 households.
- 7 In calendar year 2016, the number of MC HHs has declined slightly by 1%, a decline of 1,521 HHs.
- 8 The CalFresh and CAAP program staff along with Medi-Cal staff have ensured that whenever clients are eligible, they are on either Calfresh or CAAP or both. As a result, 80% each of CAAP and CalFresh clients are also receiving Medi-Cal services.

**San Francisco Human Services Agency
July 2016 Medi-Cal Dashboard**



Highlights contd.:

- 9** More than half of all MC HHs speak English.
- 10** Twenty one percent of all MC enrollees speak Cantonese.
- 11** Cantonese and Other API languages together account for 28% of all languages spoken by MC HHs.
- 12** Chinese account for a quarter of the total HHs followed by the Hispanic (18%) and the White (17%).
- 13** Other includes a high number of HHs with unknown or unreported ethnicity (15,271) accounting for 13% of all households.
- 14** MC HHs are spread across the county, with Excelsior accounting for 13% (highest) followed by the Mission, Bayview and Portala at 8% each of the total HHs.

Other Highlights:

- 15** Long Term Care (LTC) recipients are a very small number (1,205) accounting for less than one percent of the total.
- 16** Share of cost (SOC) recipients are 10,603 in number and account for 5% of the total recipients. SOC enrollees have declined by 13% from April 2015 when they numbered 12,127 and accounted for 7% of the total.