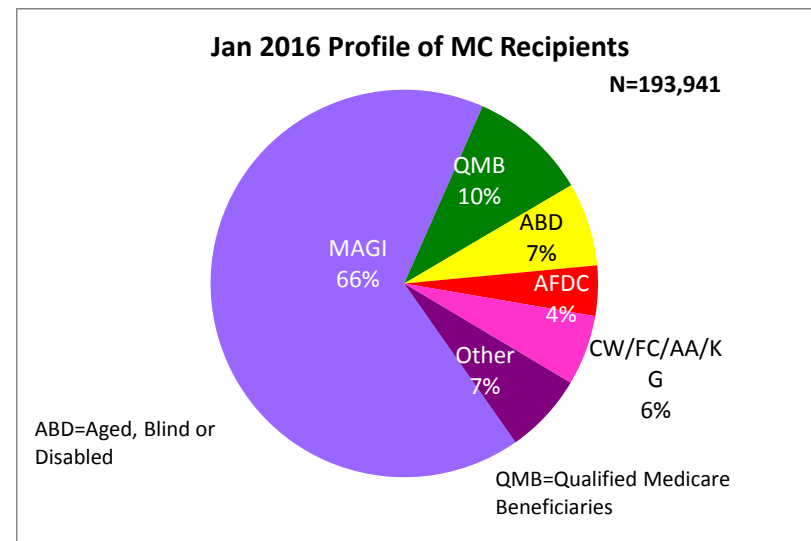
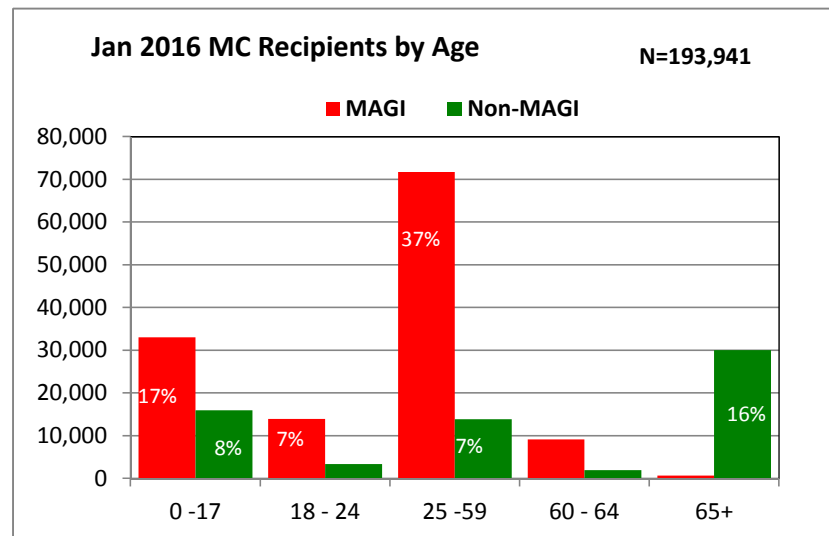
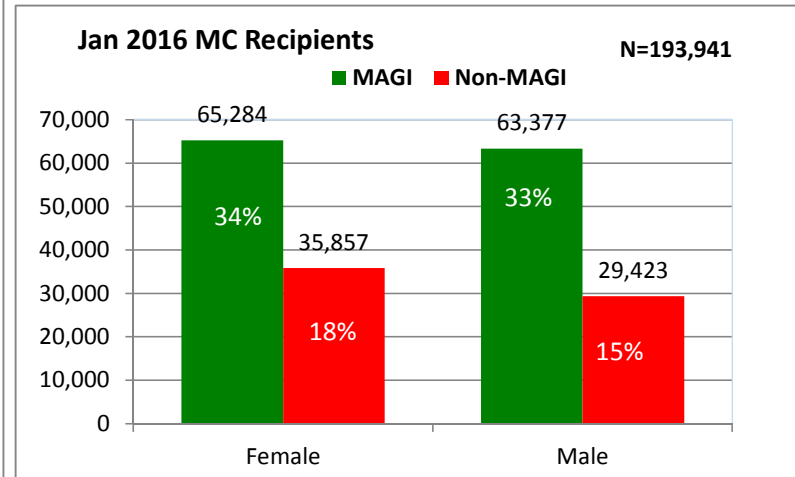
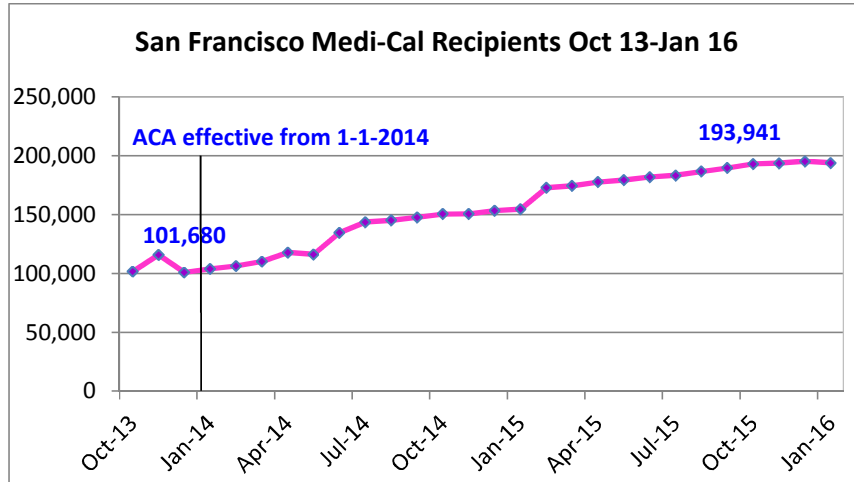


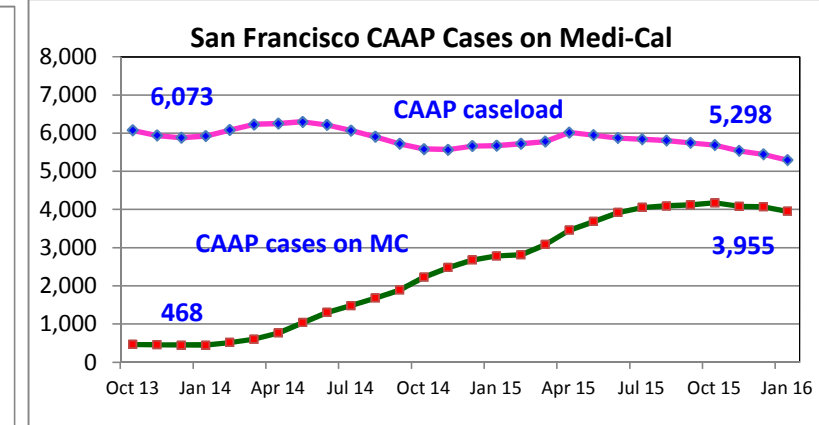
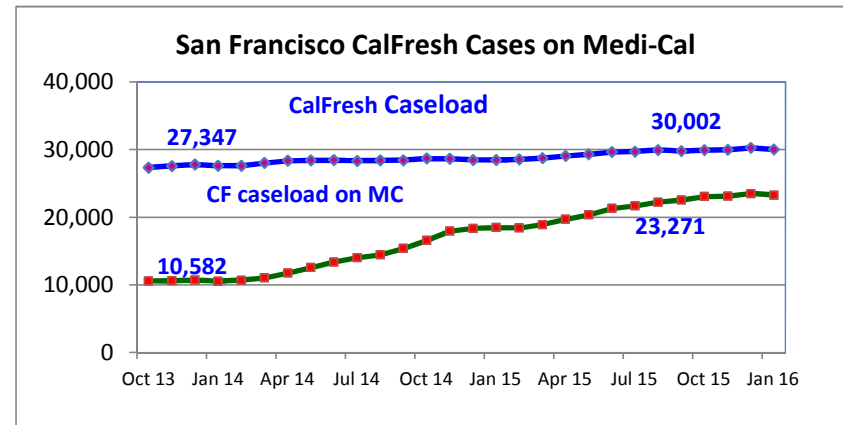
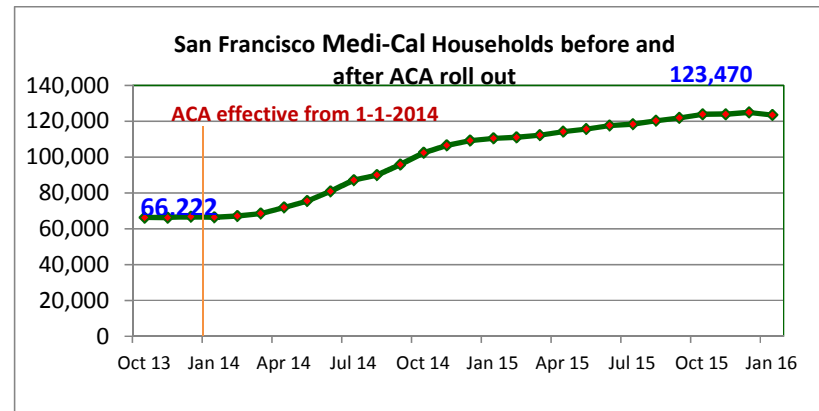
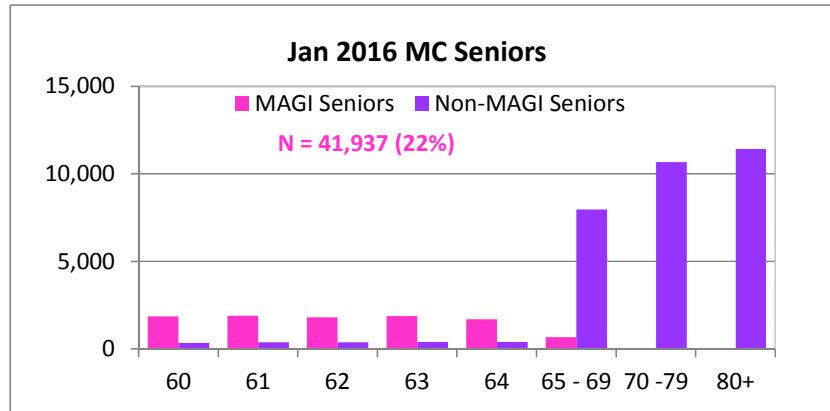
**San Francisco Human Services Agency
January 2016 Medi-Cal Dashboard**



Highlights:

1. The number of Medi-Cal recipients increased by 92,261 between October 2013 and January 2016, reflecting an increase of 91%.
2. Two years after the launch of ACA, MAGI enrollees account for 66% of the total MC recipients.
3. ACA facilitated the coverage of childless adults and those between 25-64 years of age; as such, the number of MAGI recipients is highest in the age group of 25-64 years.

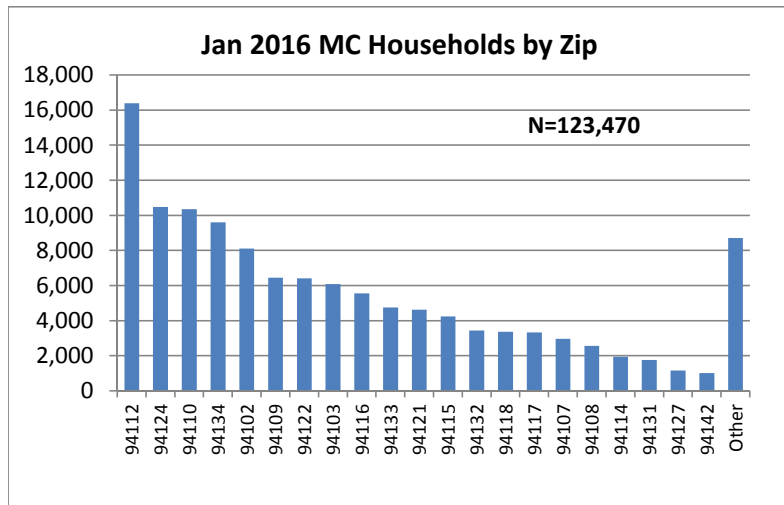
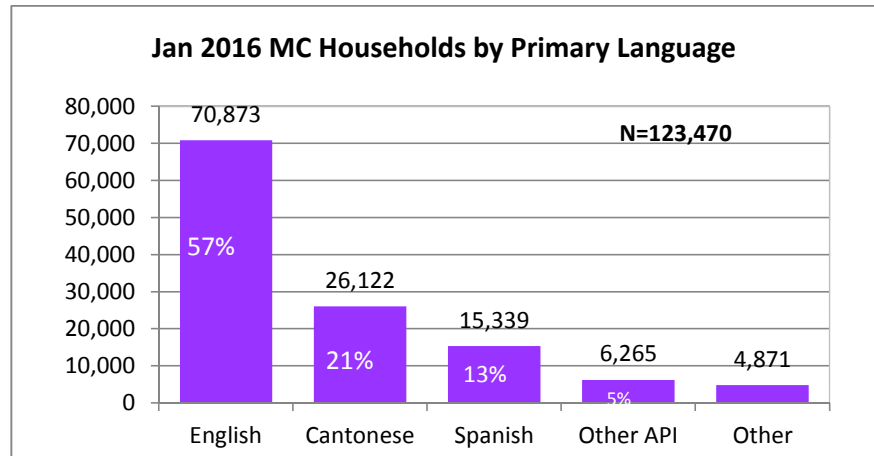
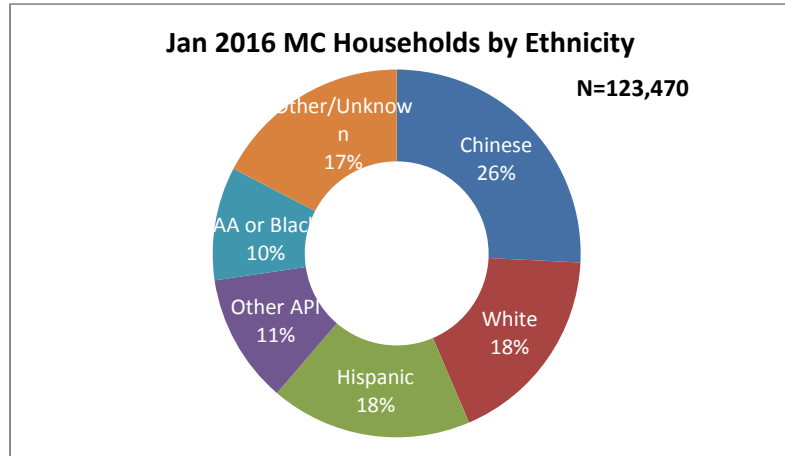
San Francisco Human Services Agency January 2016 Medi-Cal Dashboard



Highlights Contd.:

- 4 The share of seniors (60+) at 22% has remained the same since April 2015.
- 5 The MC households (HHs) rose by 86% between October 2013 and January 2016, a rise of 57,248 households.
- 6 In calendar year 2015, the MC HHs rose by 14% over and above Dec 2014 level of 109,238, an increase of 15,710 HHs.
- 7 In Oct 2013, only 39% of CalFresh cases were receiving Medi-Cal services. By Jan 2016, it has risen to 78% of all CalFresh cases.
- 8 In Oct 2013 less than 500 CAAP clients were on Medi-Cal; by January 2016, three fourths of CAAP clients were on MC, accounting for a significant growth of 67 percentage points.

**San Francisco Human Services Agency
January 2016 Medi-Cal Dashboard**



Highlights contd.:

- 9** More than half of all MC HHs speak English.
- 10** Chinese and Other API languages account for a little more than 25% of all languages spoken by MC HHs.
- 11** Chinese account for a little over a quarter of the total HHs followed by the White and Hispanic at 18% each.
- 12** Other includes a high number of HHs with unknown or unreported ethnicity (14,905) accounting for 12% of all households.
- 13** MC HHs are spread across the county, with Excelsior accounting for 13% (highest) followed by the Mission, Bayview and Portala at 8% each of the total HHs.

Other Highlights:

- 14** Long Term Care (LTC) recipients are a very small number (1,300) accounting for less than one percent of the total.
- 15** Share of cost (SOC) recipients are 10,681 in number and account for 6% of the total recipients.