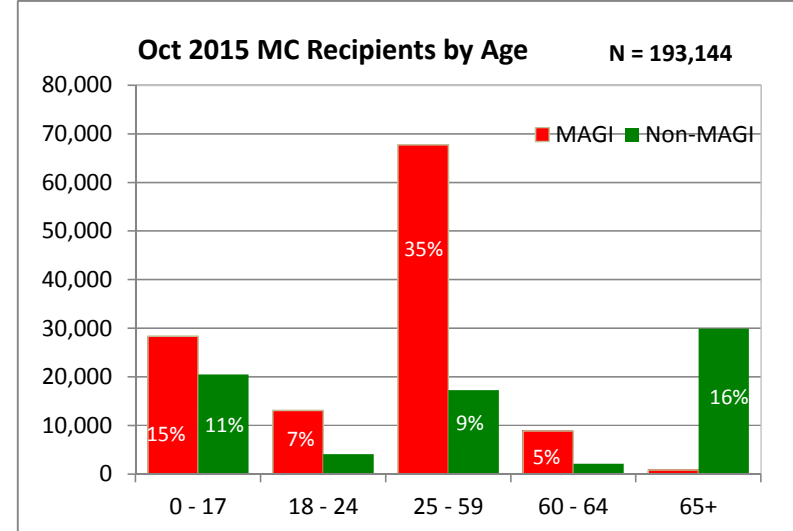
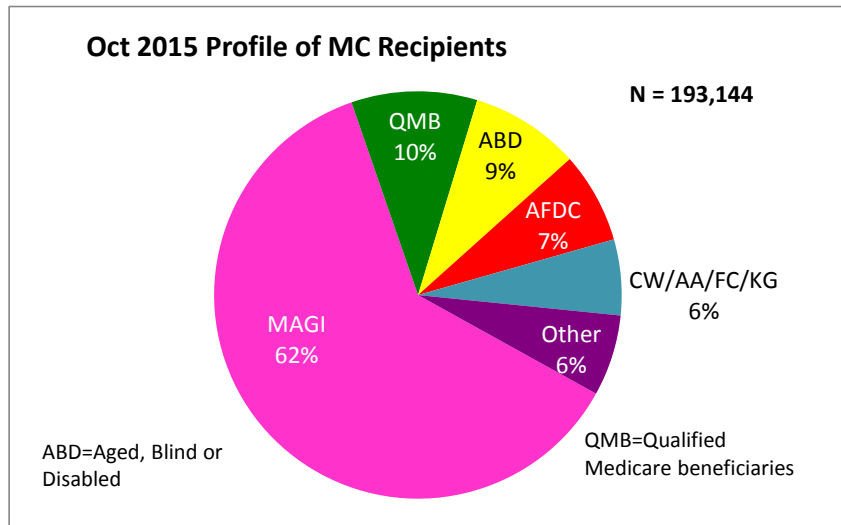
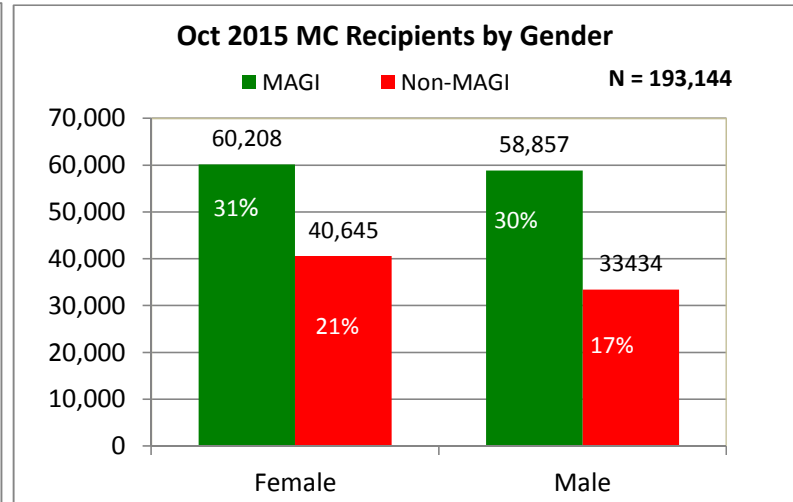
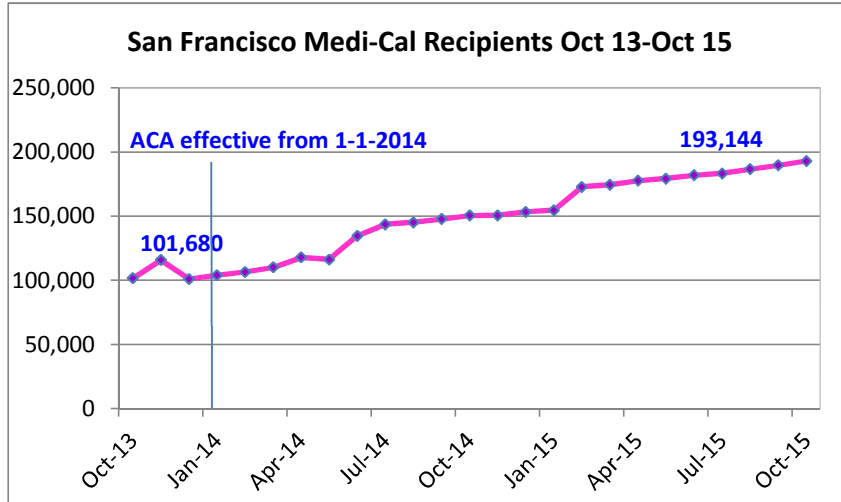


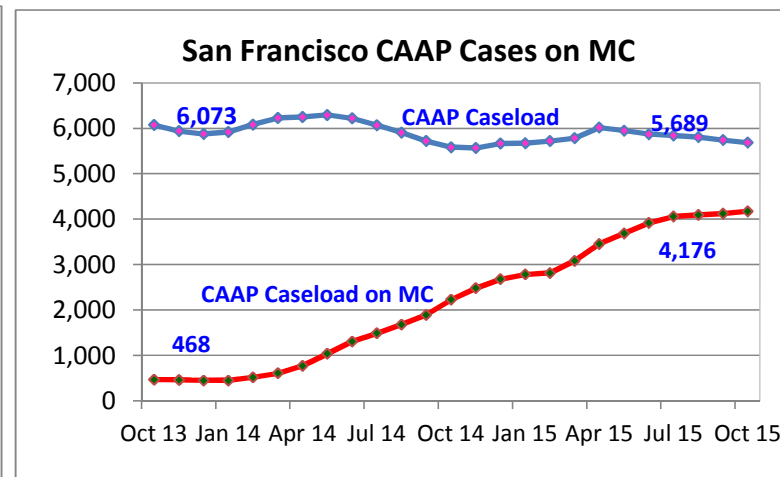
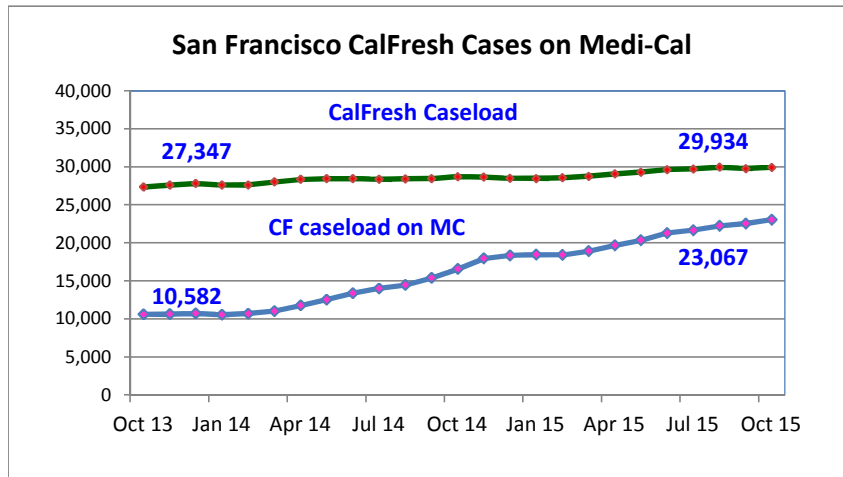
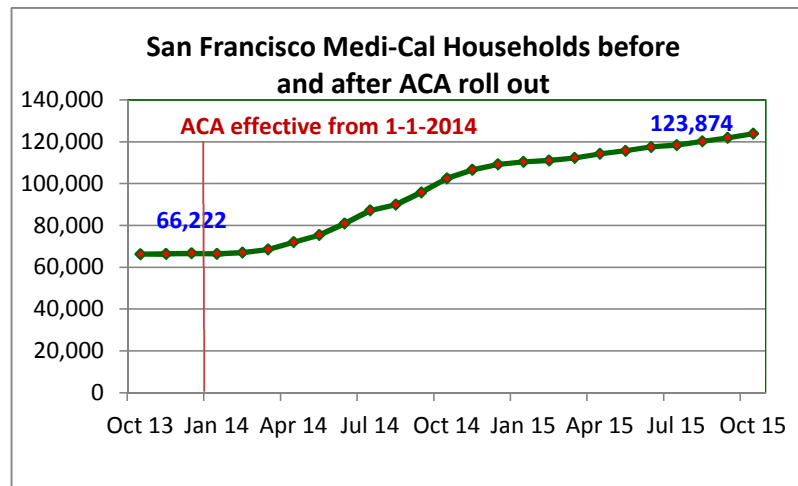
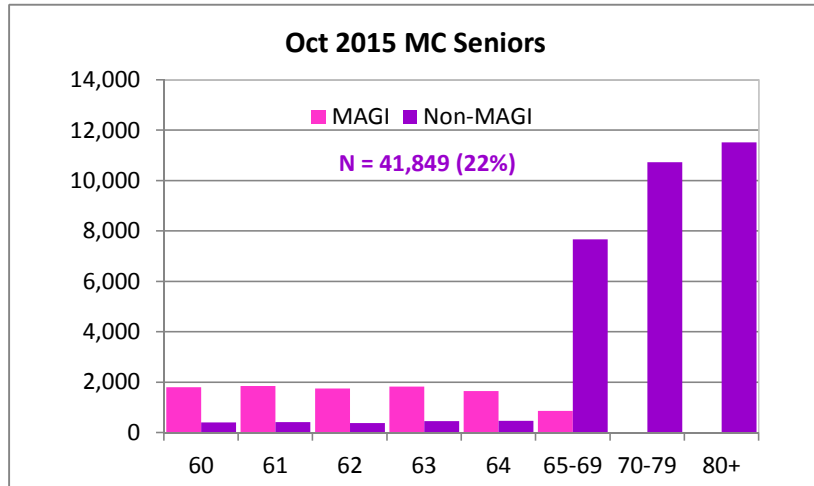
**San Francisco Human Services Agency
October 2015 Medi-Cal Dashboard**



Highlights:

- 1 The number of MC recipients grew by 91,464 persons between Oct 2013 and Oct 2015, a rise of 90%.
- 2 About 26,555 new enrollees are added on to MAGI between July and October 2015 (a rise of 29%); currently MAGI enrollees account for 62% of the total, an increase of ten percentage points from Jul 2015.
- 3 As expected, the number of MAGI recipients is highest in the age group of 25-64 years.

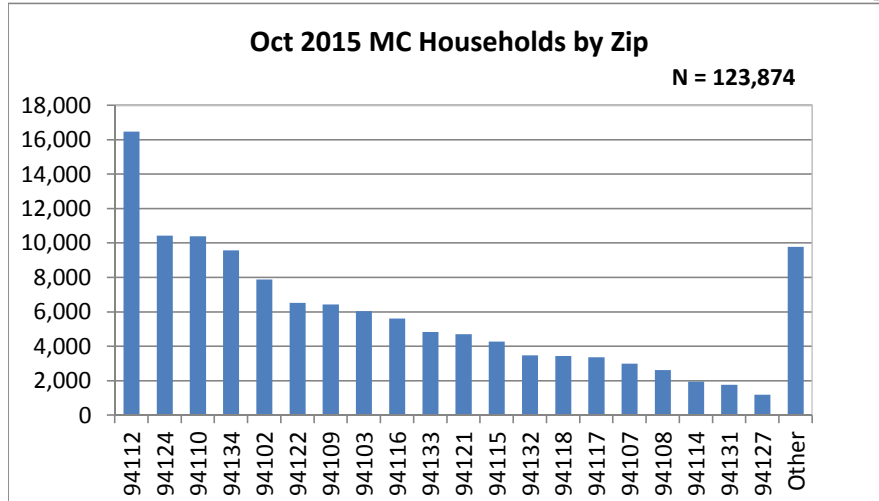
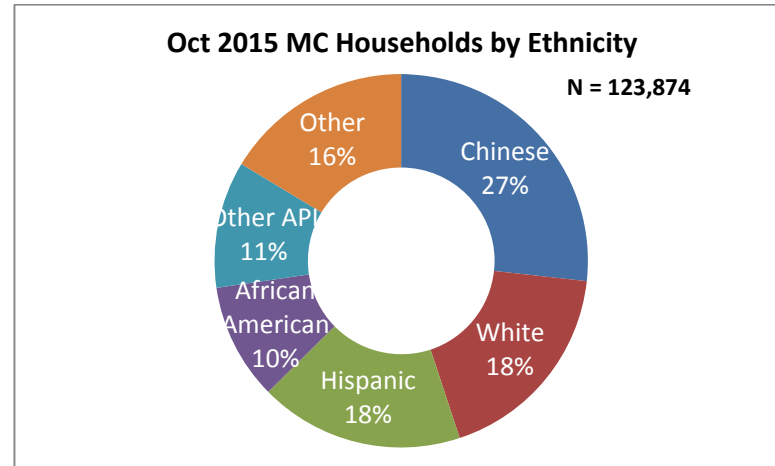
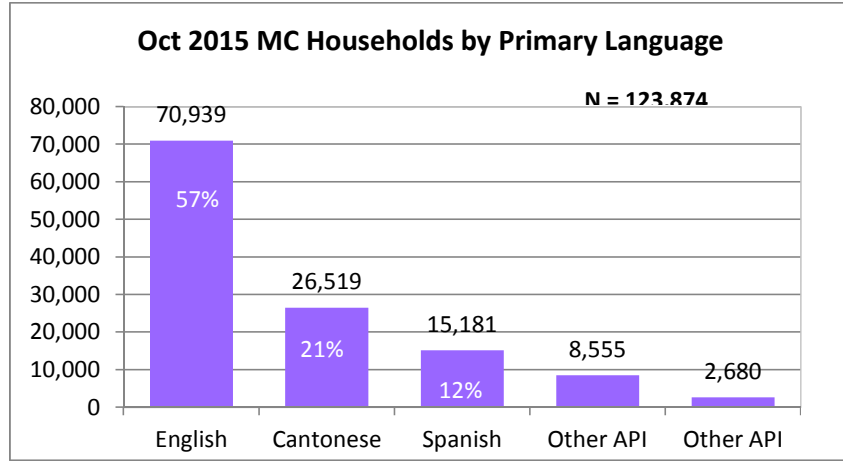
**San Francisco Human Services Agency
October 2015 Medi-Cal Dashboard**



Highlights contd.:

- 4 The proportion of seniors at 22% remains the same as in Jul 2015 (41,849).
- 5 MC cases have risen sharply between Oct 2013 and Oct 2015 (87%) by adding 57,652 households (HHs). The MC HHs rose by 5% between July and October 2015 (5,504 HHs).
- 6 The number of CalFresh cases on MC has more than doubled between Oct 2013 and Oct 2015.
- 7 From a modest number of 468 in Oct 2013, the CAAP cases on MC currently has risen nearly eight times.

**San Francisco Human Services Agency
October 2015 Medi-Cal Dashboard**



Highlights Contd.:

- 8** More than half of all MC HHs speak English, followed by Cantonese at 21% and Spanish at 12%.
- 9** Chinese account for 27% of the total HHs followed by the White and Hispanic at 18% each.
- 10** Other includes a high number of HHs with unknown or unreported ethnicity (14,613) accounting for 12% of all households.
- 11** MC HHs are spread across the county, with Excelsior accounting for 13% (highest) followed by the Mission, Bayview and Portala at 8% each of the total HHs.

Other Highlights:

- 12** Long Term Care recipients are a very small number (1,361) accounting for less than one percent.
- 13** Share of cost recipients (SOC) are 11,383 in number and account for 6% of the total recipients. Though their number has hovered around 11,000, their proportion has declined by two percentage points between January 2015 and October 2015.