

Program Name CAAP

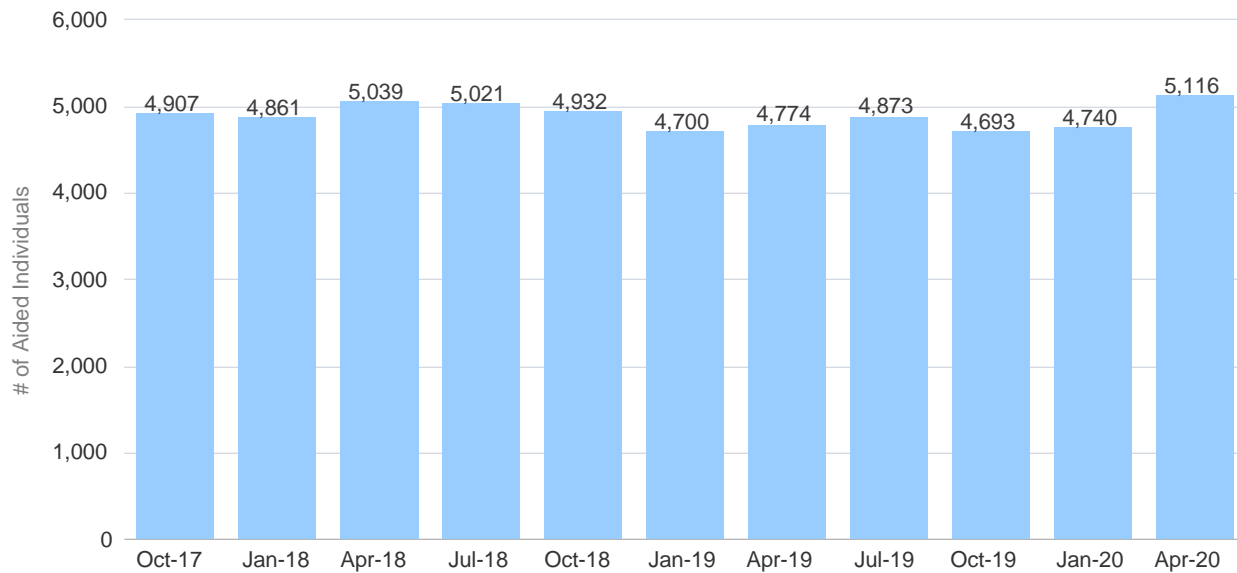
Program Name	Total Number of Aided Individuals	Total Number of Aided Cases (Households)
CAAP	4,829	4,830

Program: CAAP
Data Source: CalWIN System as of Aug-2020
San Francisco Human Services Agency Planning Unit

Aided Individual Trend Over Time

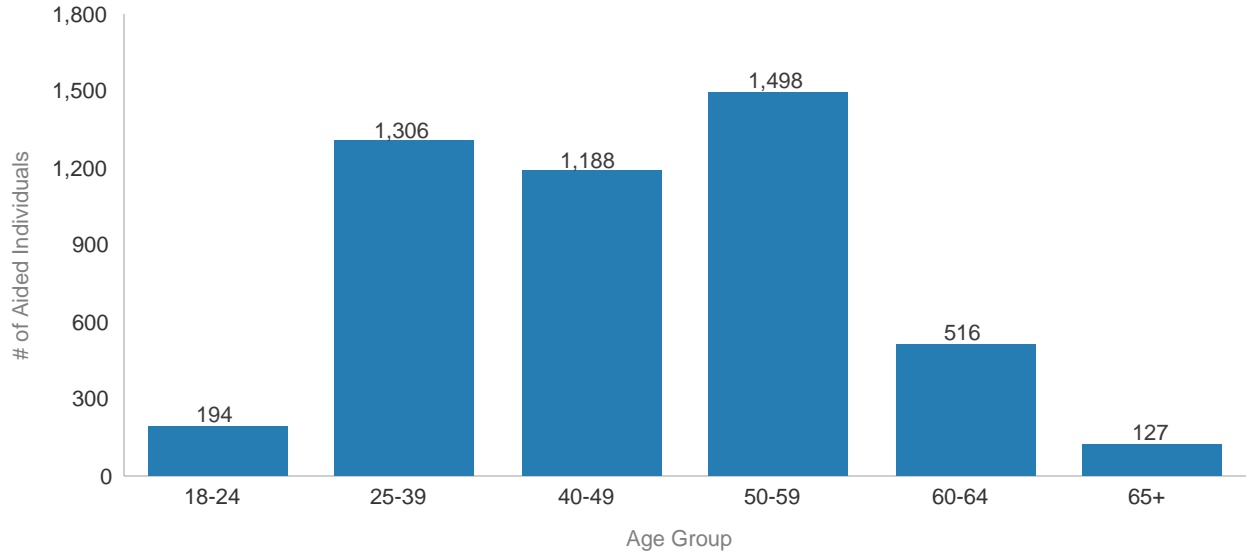
Caseload data in recent months are impacted by retroactive changes and are excluded from this trend analysis. Monthly counts are subject to change over time due to case revisions.

of Aided Individuals



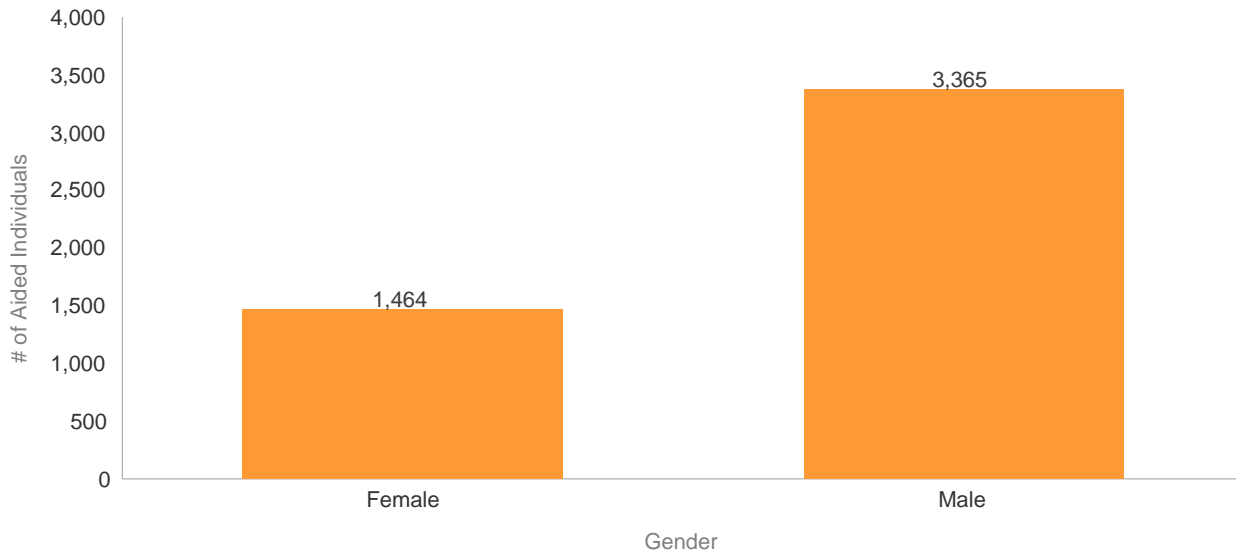
Program: CAAP
Data Source: CalWIN System as of Aug-2020
San Francisco Human Services Agency Planning Unit

Total Aided Individuals, by Age Group



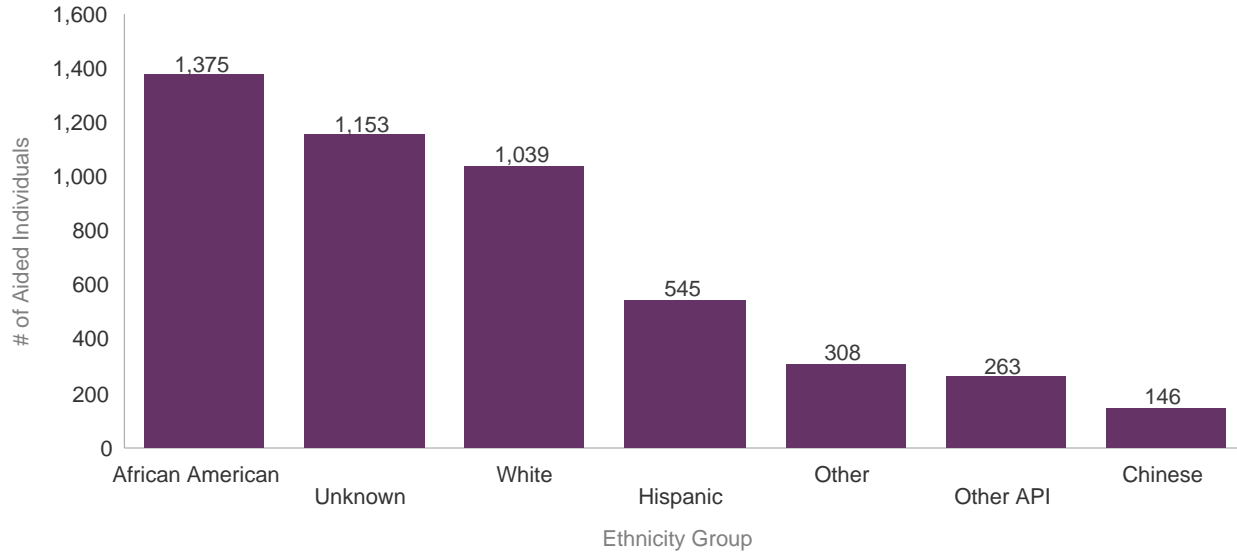
Program: CAAP
Data Source: CalWIN System as of Aug-2020
San Francisco Human Services Agency Planning Unit

Total Aided Individuals, by Gender



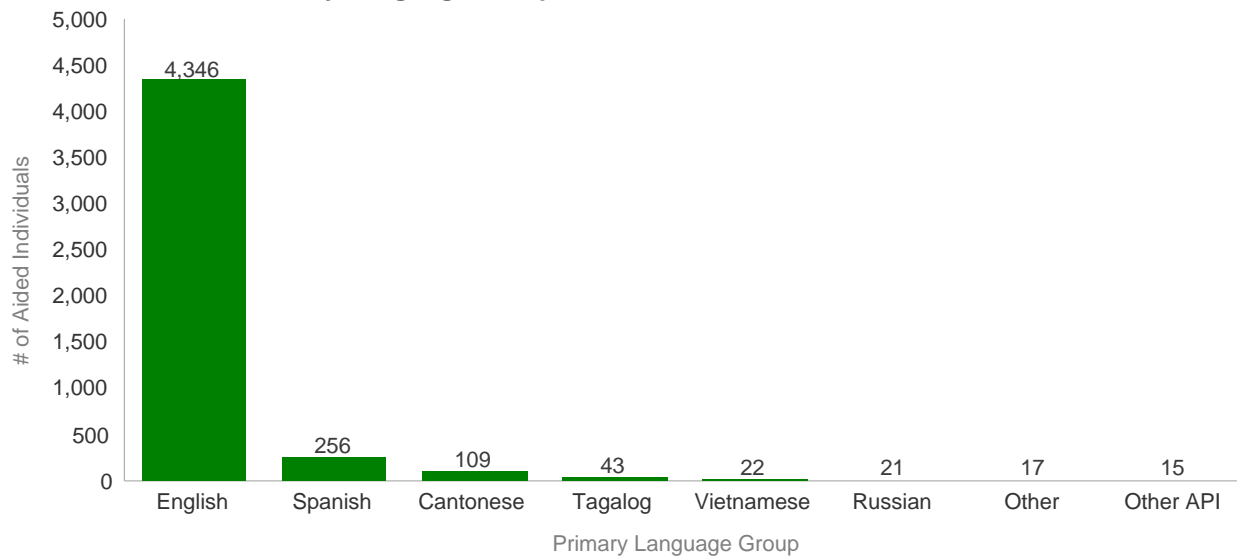
Program: CAAP
Data Source: CalWIN System as of Aug-2020
San Francisco Human Services Agency Planning Unit

Total Aided Individuals, by Ethnicity Group



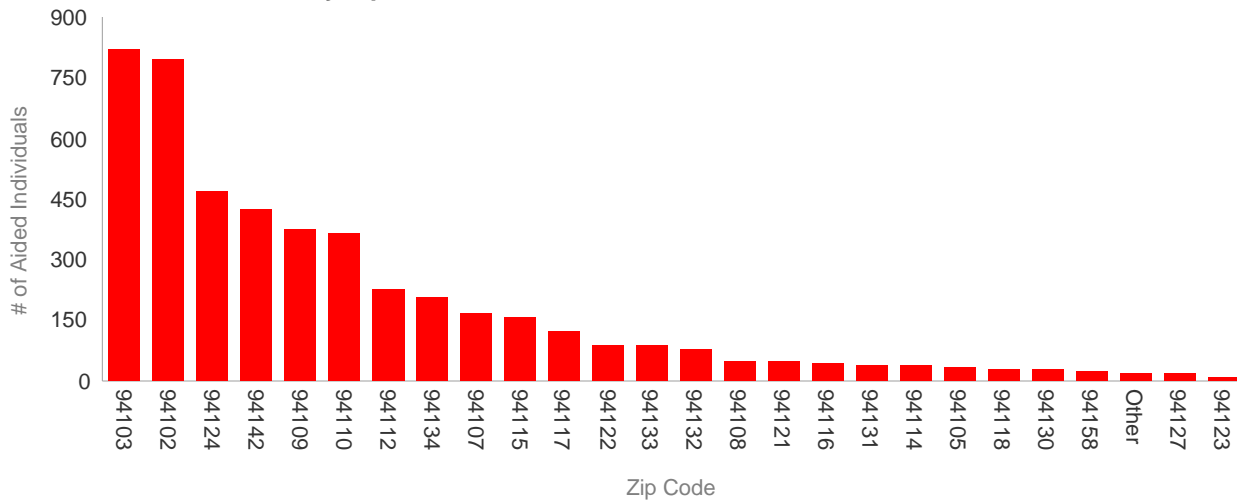
Program: CAAP
Data Source: CalWIN System as of Aug-2020
San Francisco Human Services Agency Planning Unit

Total Aided Individuals, by Language Group



Program: CAAP
Data Source: CalWIN System as of Aug-2020
San Francisco Human Services Agency Planning Unit

Total Aided Individuals, by Zip Code



Zip Code	San Francisco Neighborhood	# of Aided Individuals
94103	South of Market	818
94102	Hayes Valley/Civic Center/Tenderloin	797
94124	Bayview/Hunters Point	471
94142	General Delivery	425
94109	Polk/Russian Hill/Nob Hill	377
94110	Mission District/Bernal Heights	367
94112	Ingleside/Excelsior	230
94134	Visitacion Valley	210
94107	Potrero Hill/SOMA	170
94115	Western Addition/Japantown	159
94117	Haight-Ashbury	124
94122	Sunset	90
94133	North Beach	90
94132	Lake Merced/Lakeside	79
94108	Chinatown	52
94121	Outer Richmond	51
94116	Sunset/Parkside/Forest Hill	44
94131	Twin Peaks/Glen Park	42
94114	Castro/Noe Valley	40
94105	Rincon Hill	38
94118	Inner Richmond	32
94130	Treasure Island	30
94158	Mission Bay	24
Other	Other	23
94127	St. Francis Wood/Miraloma/West Portal	21
94123	Marina/Cow Hollow	11
Grand Total		4,829

Program: CAAP

Data Source: CalWIN System as of Aug-2020

San Francisco Human Services Agency Planning Unit