

**Program Name** CAAP

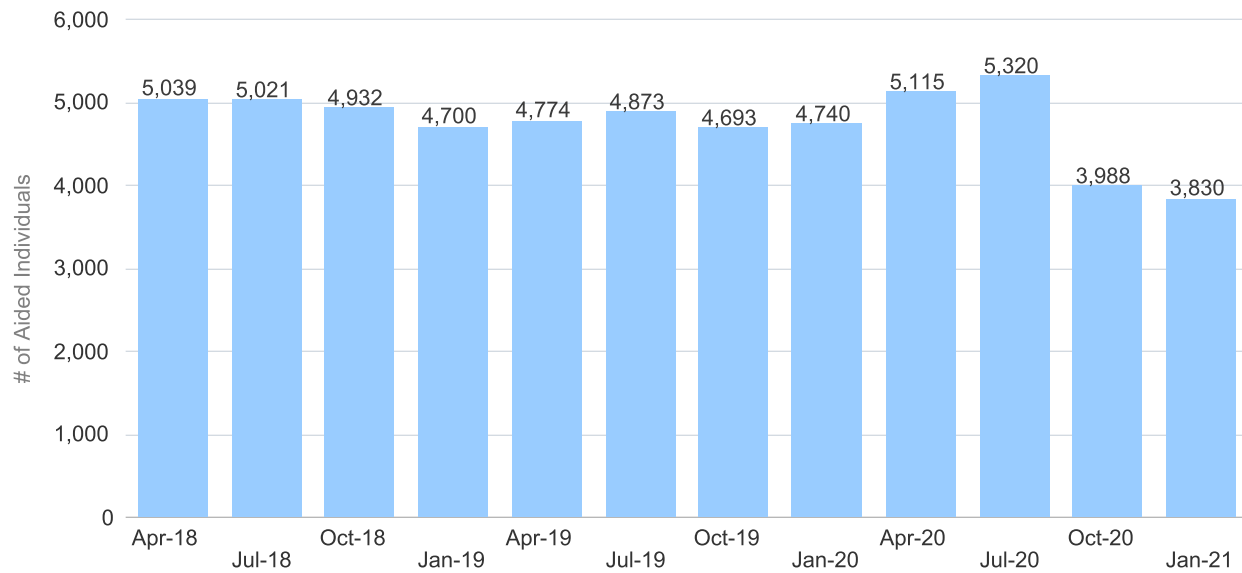
Program Name	Total Number of Aided Individuals	Total Number of Aided Cases (Households)
CAAP	3,842	3,844

Program: CAAP  
Data Source: CalWIN System as of Mar-2021  
San Francisco Human Services Agency Planning Unit

### Aided Individual Trend Over Time

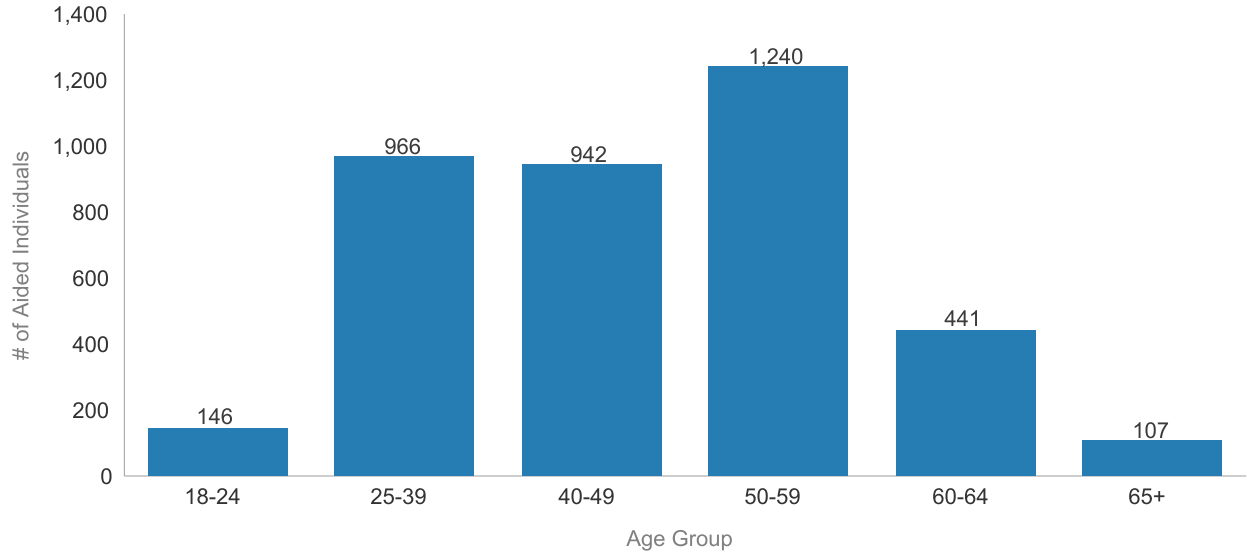
Caseload data in recent months are impacted by retroactive changes and are excluded from this trend analysis. Monthly counts are subject to change over time due to case revisions.

**# of Aided Individuals**



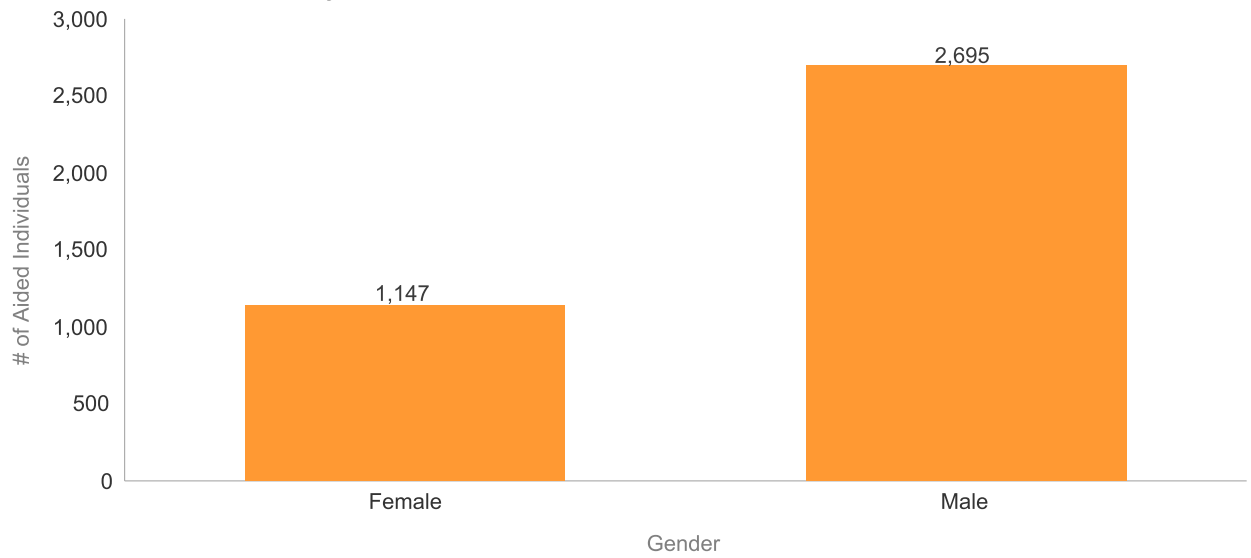
Program: CAAP  
Data Source: CalWIN System as of Mar-2021  
San Francisco Human Services Agency Planning Unit

### Total Aided Individuals, by Age Group



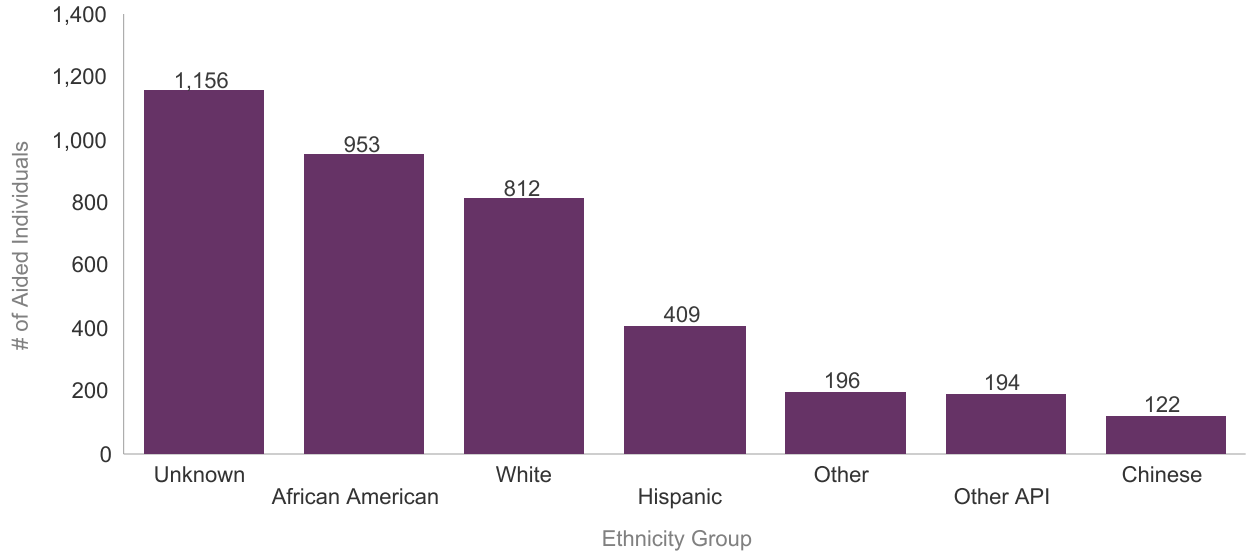
Program: CAAP  
Data Source: CalWIN System as of Mar-2021  
San Francisco Human Services Agency Planning Unit

### Total Aided Individuals, by Gender



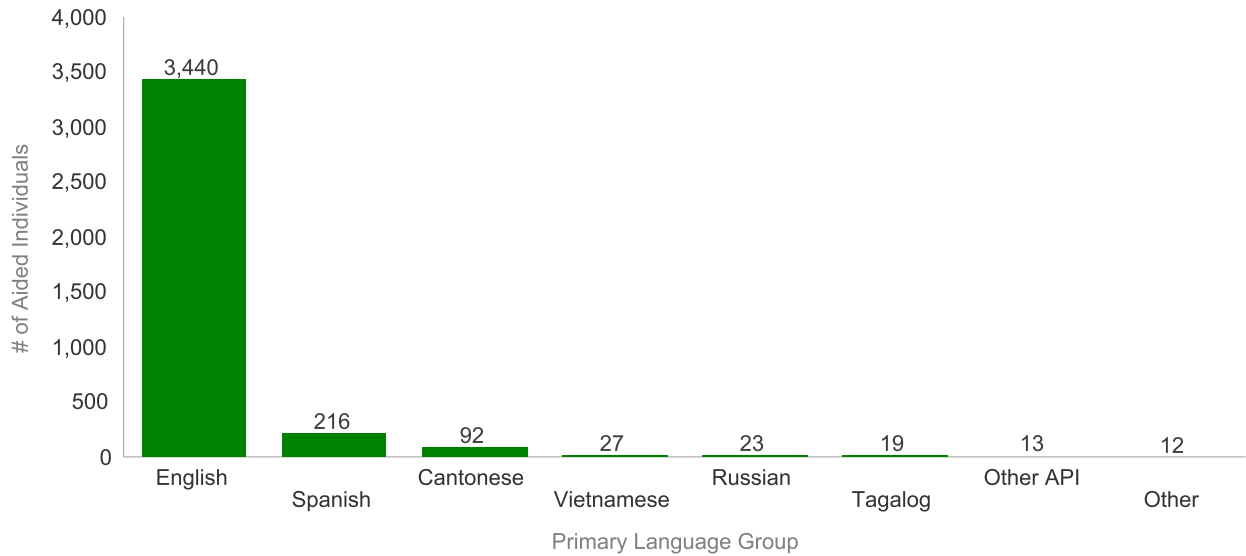
Program: CAAP  
Data Source: CalWIN System as of Mar-2021  
San Francisco Human Services Agency Planning Unit

### Total Aided Individuals, by Ethnicity Group



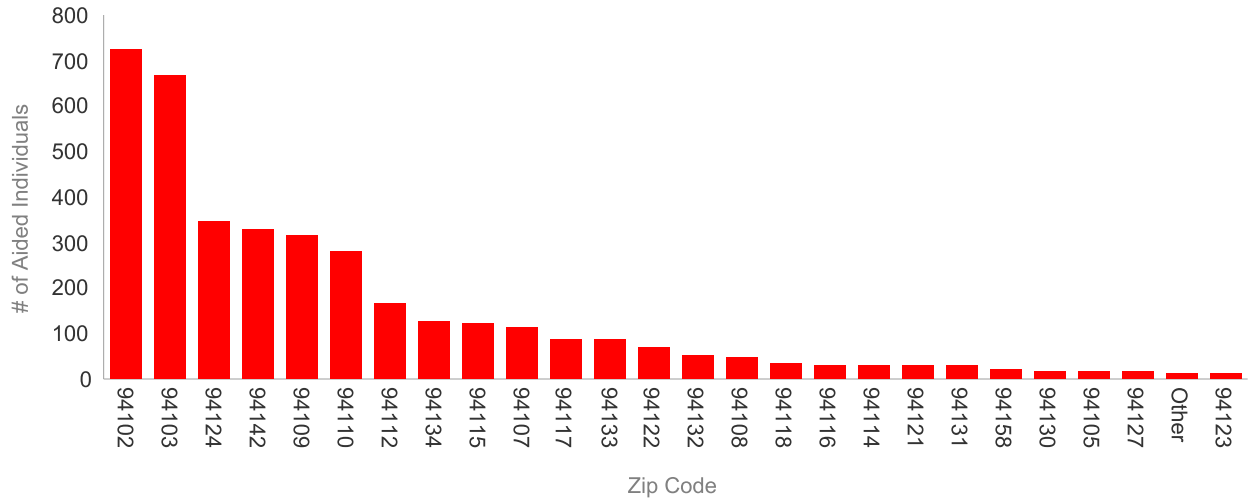
Program: CAAP  
Data Source: CalWIN System as of Mar-2021  
San Francisco Human Services Agency Planning Unit

### Total Aided Individuals, by Language Group



Program: CAAP  
Data Source: CalWIN System as of Mar-2021  
San Francisco Human Services Agency Planning Unit

### Total Aided Individuals, by Zip Code



Zip Code	San Francisco Neighborhood	# of Aided Individuals
94102	Hayes Valley/Civic Center/Tenderloin	725
94103	South of Market	668
94124	Bayview/Hunters Point	348
94142	General Delivery	331
94109	Polk/Russian Hill/Nob Hill	317
94110	Mission District/Bernal Heights	280
94112	Ingleside/Excelsior	168
94134	Visitacion Valley	130
94115	Western Addition/Japantown	124
94107	Potrero Hill/SOMA	117
94117	Haight-Ashbury	88
94133	North Beach	87
94122	Sunset	71
94132	Lake Merced/Lakeside	52
94108	Chinatown	50
94118	Inner Richmond	37
94116	Sunset/Parkside/Forest Hill	34
94114	Castro/Noe Valley	33
94121	Outer Richmond	33
94131	Twin Peaks/Glen Park	33
94158	Mission Bay	22
94130	Treasure Island	19
94105	Rincon Hill	17
94127	St. Francis Wood/Miraloma/West Portal	17
Other	Other	14
94123	Marina/Cow Hollow	13
<b>Grand Total</b>		<b>3,842</b>

Program: CAAP

Data Source: CalWIN System as of Mar-2021

San Francisco Human Services Agency Planning Unit