

Program Name CalFresh

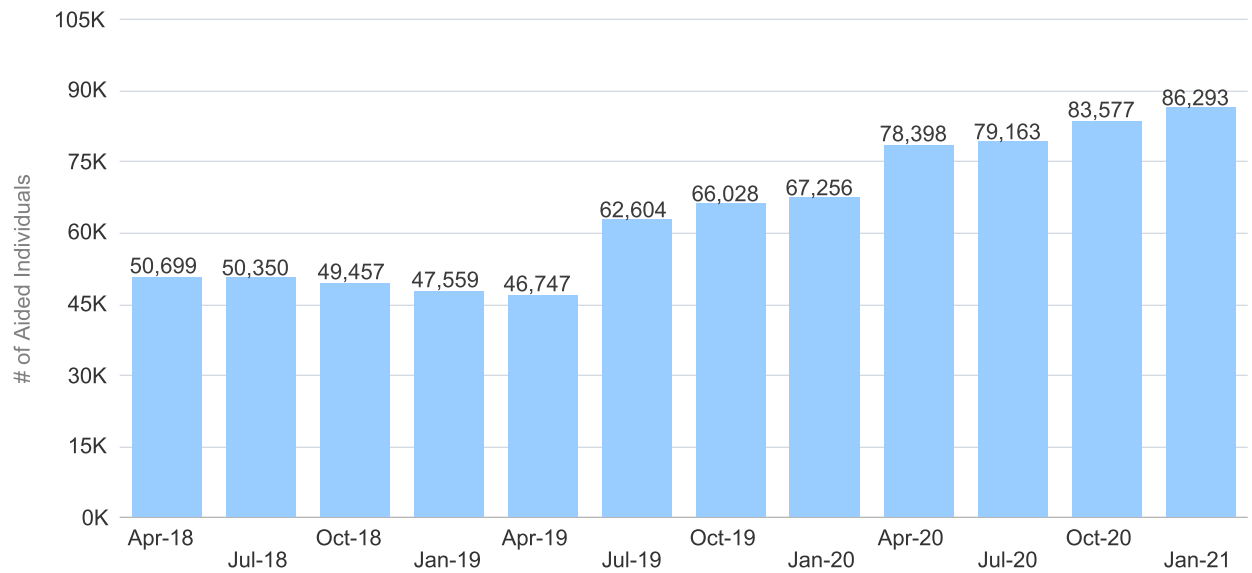
Program Name	Total Number of Aided Individuals	Total Number of Aided Cases (Households)
CalFresh	87,042	61,998

Program: CalFresh
Data Source: CalWIN System as of Mar-2021
San Francisco Human Services Agency Planning Unit

Aided Individual Trend Over Time

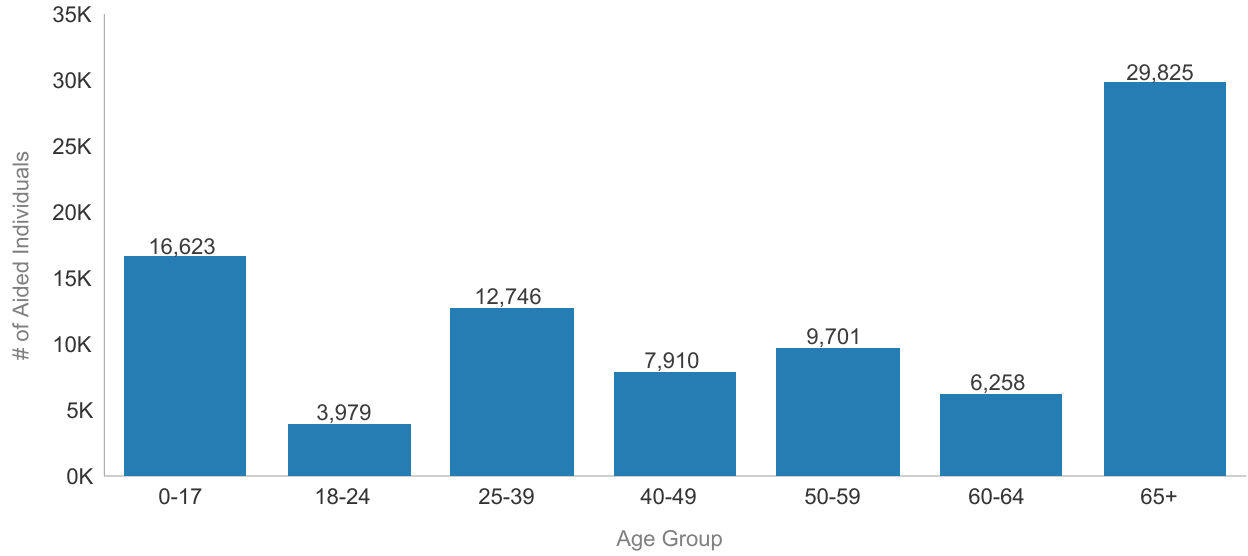
Caseload data in recent months are impacted by retroactive changes and are excluded from this trend analysis. Monthly counts are subject to change over time due to case revisions.

of Aided Individuals



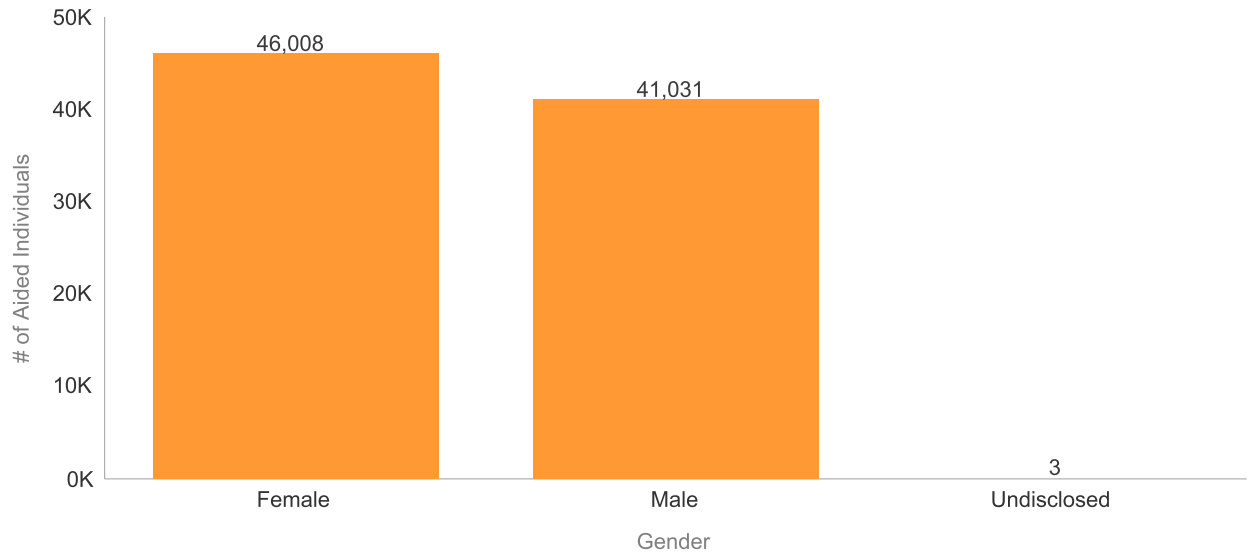
Program: CalFresh
Data Source: CalWIN System as of Mar-2021
San Francisco Human Services Agency Planning Unit

Total Aided Individuals, by Age Group



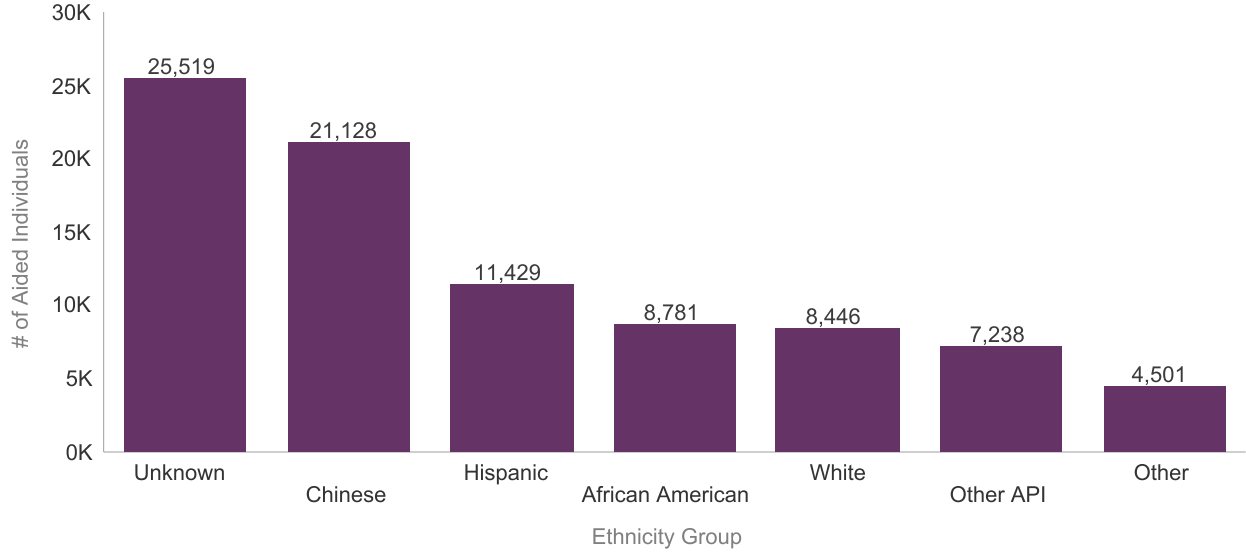
Program: CalFresh
Data Source: CalWIN System as of Mar-2021
San Francisco Human Services Agency Planning Unit

Total Aided Individuals, by Gender



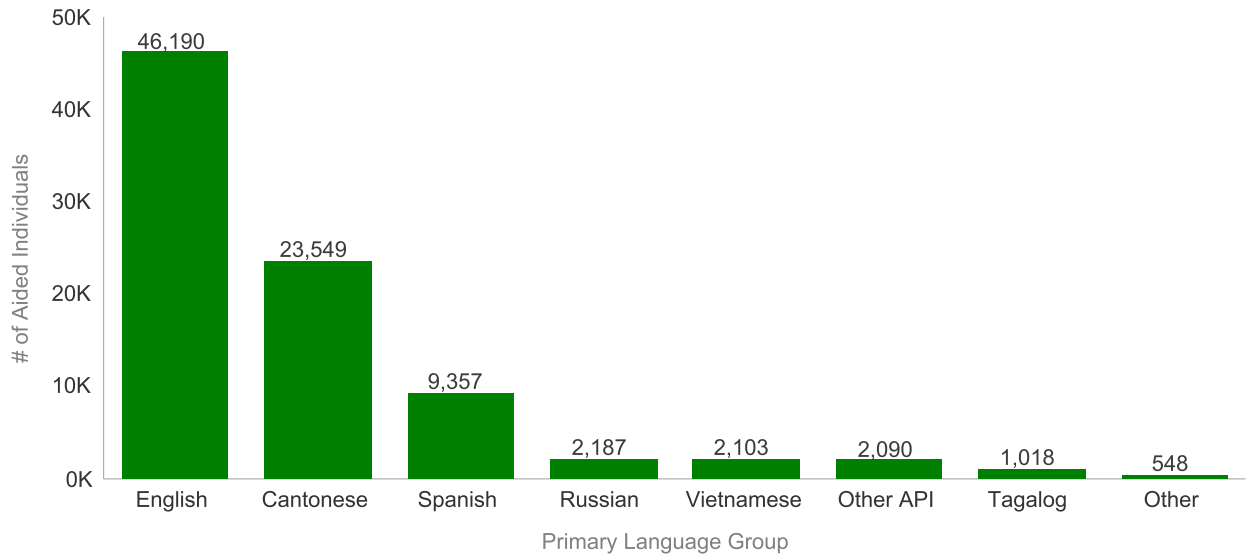
Program: CalFresh
Data Source: CalWIN System as of Mar-2021
San Francisco Human Services Agency Planning Unit

Total Aided Individuals, by Ethnicity Group



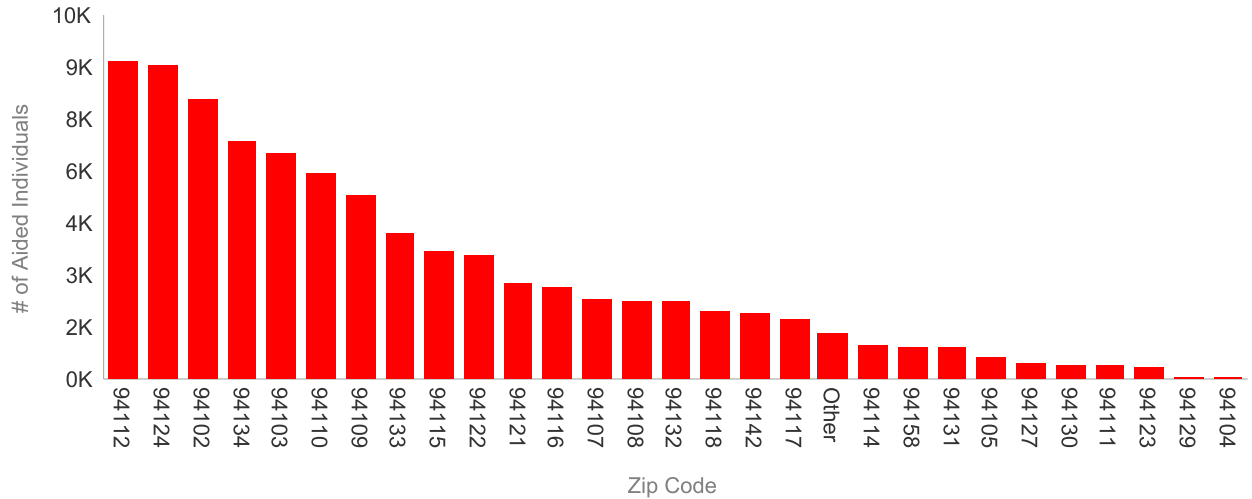
Program: CalFresh
Data Source: CalWIN System as of Mar-2021
San Francisco Human Services Agency Planning Unit

Total Aided Individuals, by Language Group



Program: CalFresh
Data Source: CalWIN System as of Mar-2021
San Francisco Human Services Agency Planning Unit

Total Aided Individuals, by Zip Code



Zip Code	San Francisco Neighborhood	# of Aided Individuals
94112	Ingleside/Excelsior	9,137
94124	Bayview/Hunters Point	9,057
94102	Hayes Valley/Civic Center/Tenderloin	8,082
94134	Visitacion Valley	6,882
94103	South of Market	6,545
94110	Mission District/Bernal Heights	5,965
94109	Polk/Russian Hill/Nob Hill	5,302
94133	North Beach	4,197
94115	Western Addition/Japantown	3,675
94122	Sunset	3,604
94121	Outer Richmond	2,792
94116	Sunset/Parkside/Forest Hill	2,689
94107	Potrero Hill/SOMA	2,291
94108	Chinatown	2,269
94132	Lake Merced/Lakeside	2,231
94118	Inner Richmond	1,993
94142	General Delivery	1,889
94117	Haight-Ashbury	1,741
Other	Other	1,316
94114	Castro/Noe Valley	986
94158	Mission Bay	955
94131	Twin Peaks/Glen Park	935
94105	Rincon Hill	676
94127	St. Francis Wood/Miraloma/West Portal	458
94130	Treasure Island	439
94111	Embarcadero	403
94123	Marina/Cow Hollow	356
94129	Presidio	100
94104	Financial District	77
Grand Total		87,042

Program: CalFresh
 Data Source: CalWIN System as of Mar-2021
 San Francisco Human Services Agency Planning Unit