

**Program Name** CalWORKs

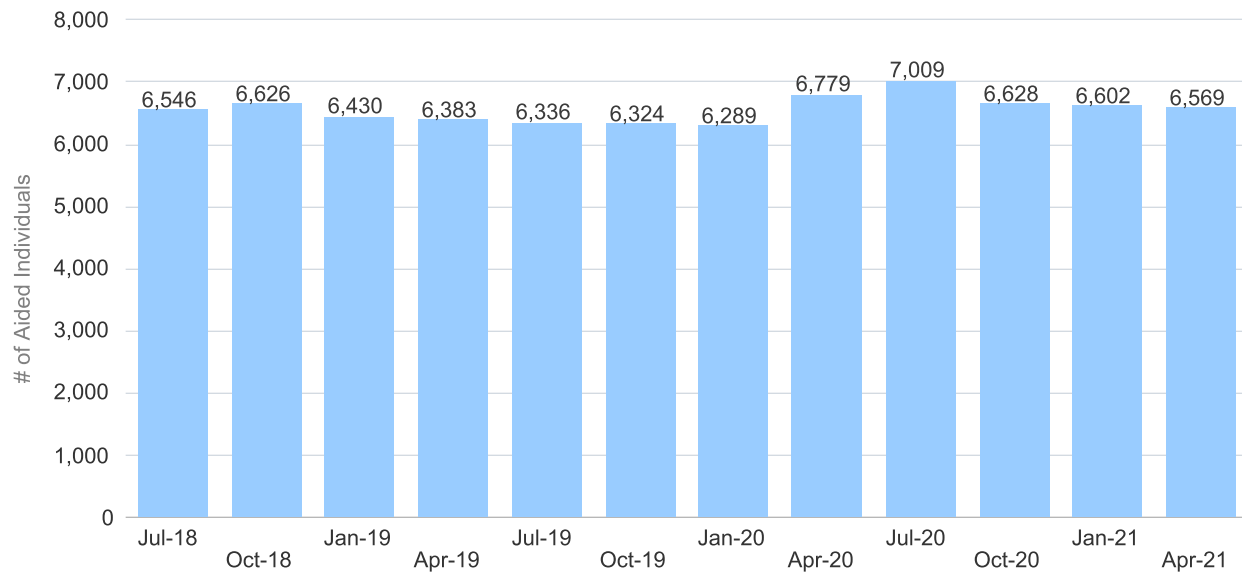
Program Name	Total Number of Aided Individuals	Total Number of Aided Cases (Households)
CalWORKs	6,464	2,834

Program: CalWORKs  
Data Source: CalWIN System as of Jun-2021  
San Francisco Human Services Agency Planning Unit

### Aided Individual Trend Over Time

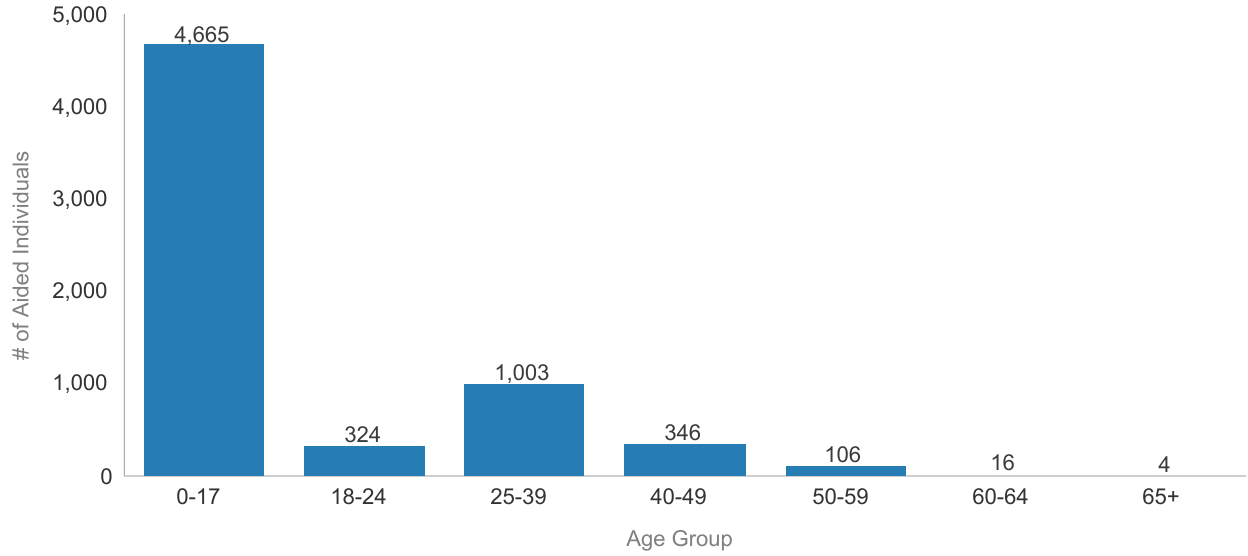
Caseload data in recent months are impacted by retroactive changes and are excluded from this trend analysis. Monthly counts are subject to change over time due to case revisions.

**# of Aided Individuals**



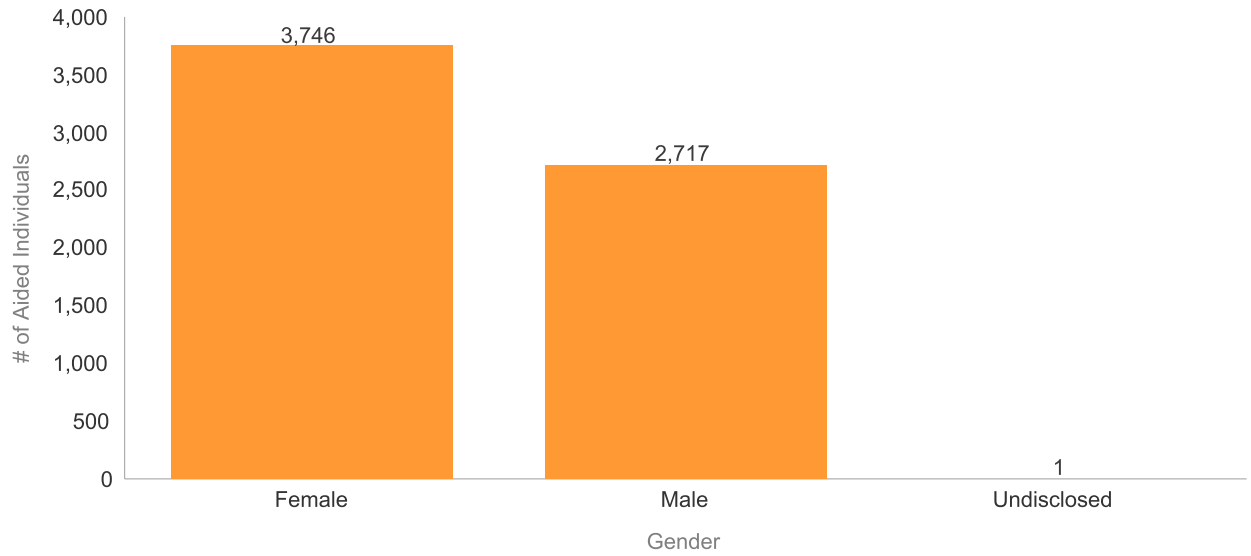
Program: CalWORKs  
Data Source: CalWIN System as of Jun-2021  
San Francisco Human Services Agency Planning Unit

### Total Aided Individuals, by Age Group



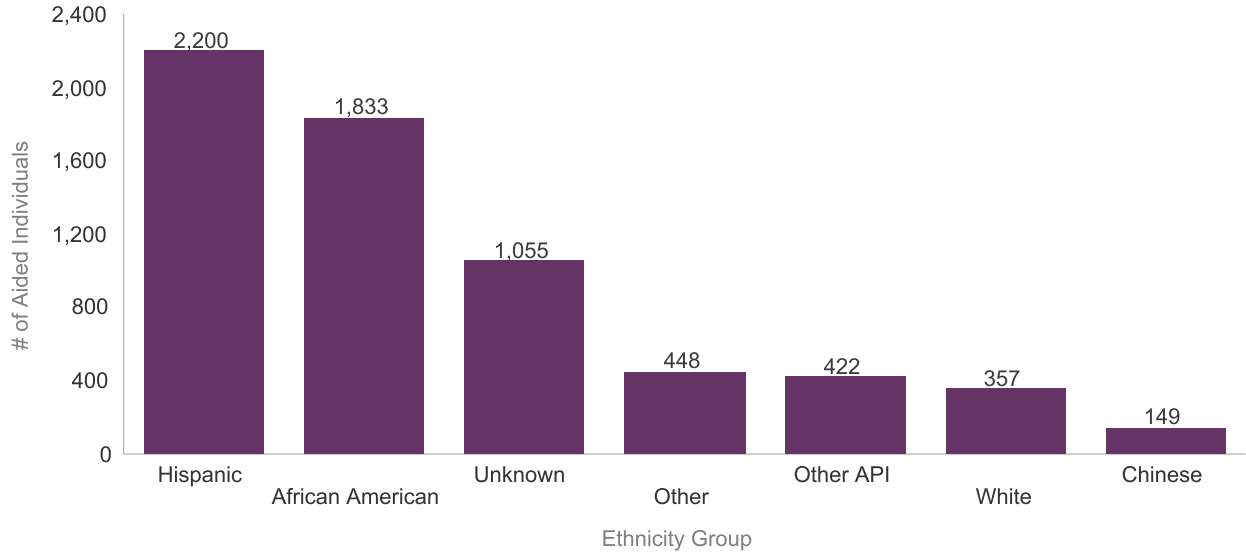
Program: CalWORKs  
Data Source: CalWIN System as of Jun-2021  
San Francisco Human Services Agency Planning Unit

### Total Aided Individuals, by Gender



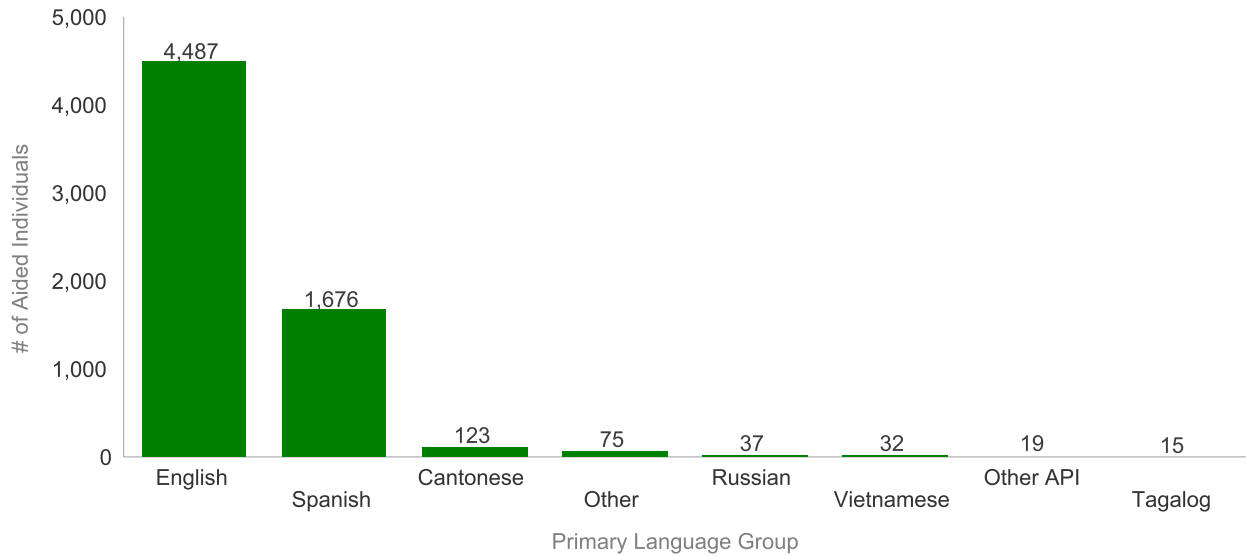
Program: CalWORKs  
Data Source: CalWIN System as of Jun-2021  
San Francisco Human Services Agency Planning Unit

### Total Aided Individuals, by Ethnicity Group



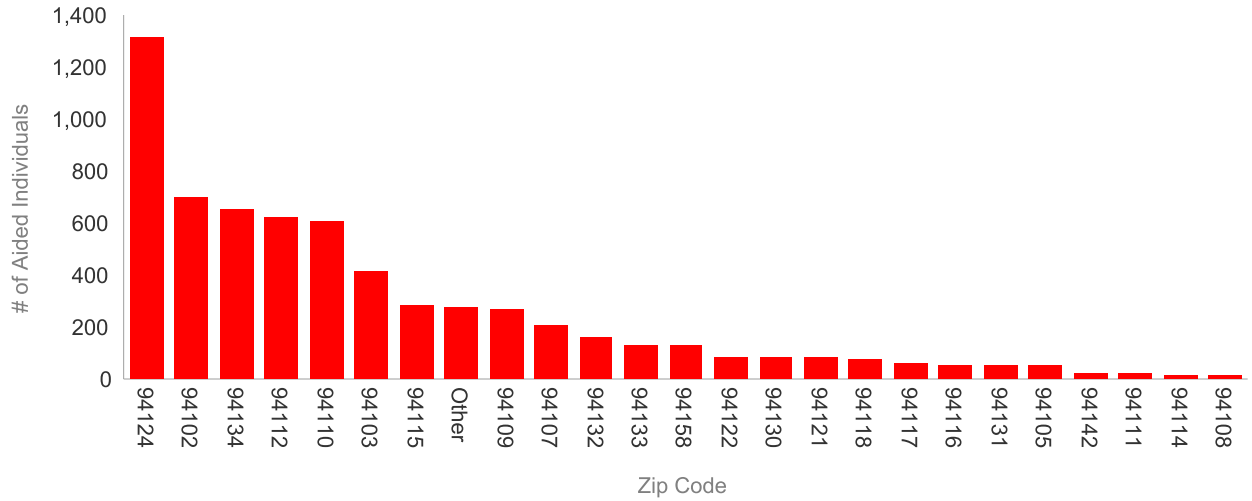
Program: CalWORKs  
Data Source: CalWIN System as of Jun-2021  
San Francisco Human Services Agency Planning Unit

### Total Aided Individuals, by Language Group



Program: CalWORKs  
Data Source: CalWIN System as of Jun-2021  
San Francisco Human Services Agency Planning Unit

### Total Aided Individuals, by Zip Code



Zip Code	San Francisco Neighborhood	# of Aided Individuals
94124	Bayview/Hunters Point	1,315
94102	Hayes Valley/Civic Center/Tenderloin	700
94134	Visitacion Valley	656
94112	Ingleside/Excelsior	622
94110	Mission District/Bernal Heights	609
94103	South of Market	418
94115	Western Addition/Japantown	289
Other	Other	280
94109	Polk/Russian Hill/Nob Hill	268
94107	Potrero Hill/SOMA	207
94132	Lake Merced/Lakeside	161
94133	North Beach	135
94158	Mission Bay	132
94122	Sunset	87
94130	Treasure Island	86
94121	Outer Richmond	83
94118	Inner Richmond	78
94117	Haight-Ashbury	65
94116	Sunset/Parkside/Forest Hill	59
94131	Twin Peaks/Glen Park	57
94105	Rincon Hill	55
94142	General Delivery	26
94111	Embarcadero	22
94114	Castro/Noe Valley	19
94108	Chinatown	17
<b>Grand Total</b>		<b>6,464</b>

Program: CalWORKs  
 Data Source: CalWIN System as of Jun-2021  
 San Francisco Human Services Agency Planning Unit