

**Program Name CalWORKs**

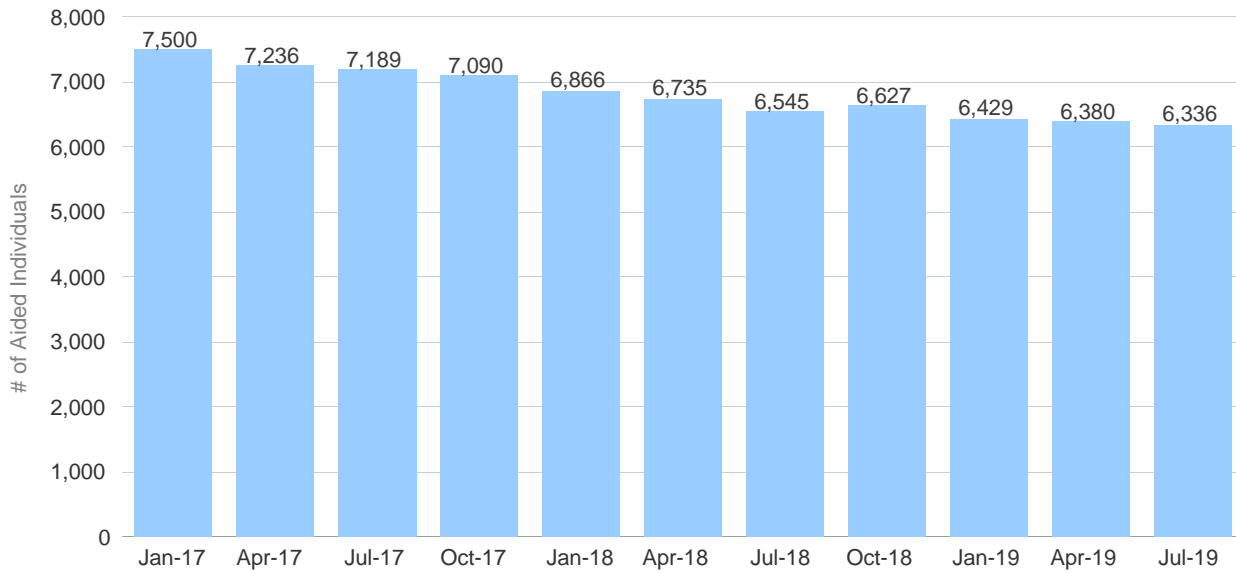
Program Name	Total Number of Aided Individuals	Total Number of Aided Cases (Households)
CalWORKs	6,236	2,853

Program: CalWORKs  
Data Source: CalWIN System as of Oct-2019  
San Francisco Human Services Agency Planning Unit

**Aided Individual Trend Over Time**

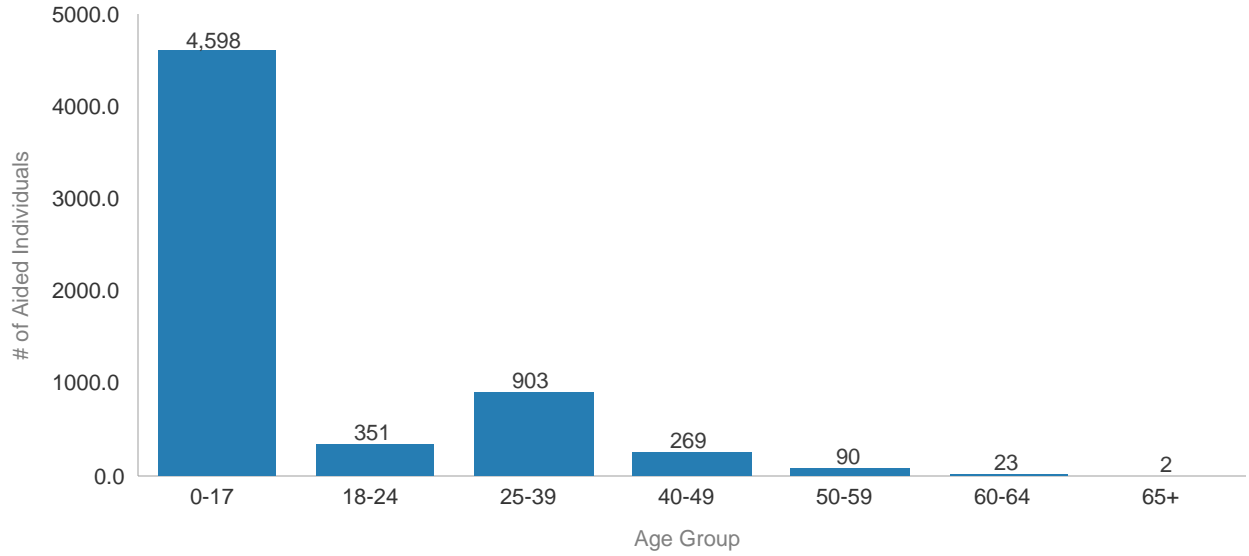
Caseload data in recent months are impacted by retroactive changes and are excluded from this trend analysis. Monthly counts are subject to change over time due to case revisions.

**# of Aided Individuals**



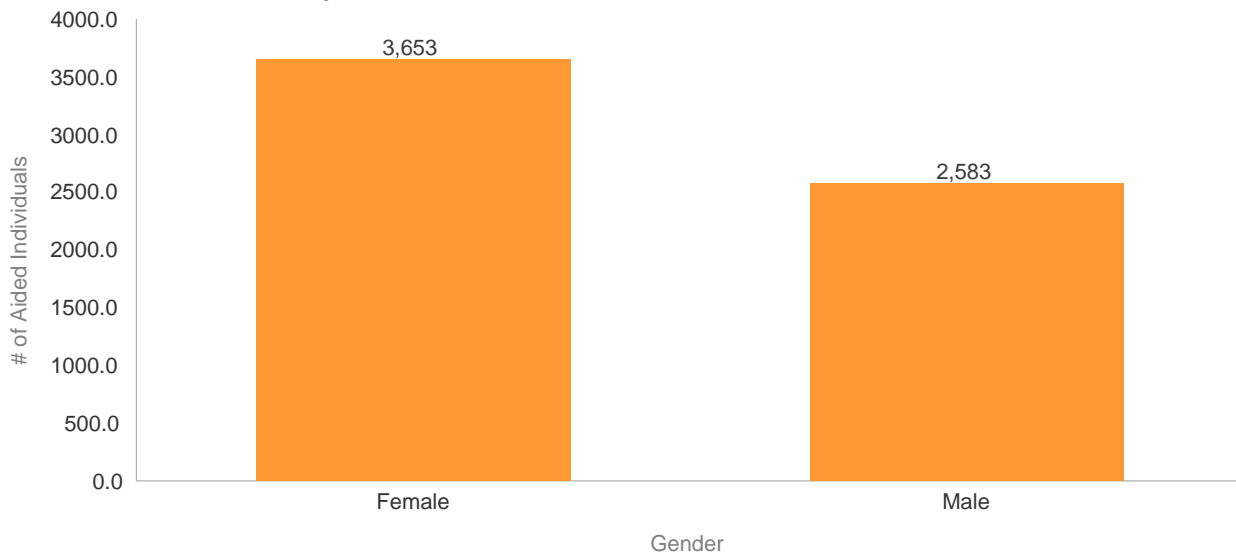
Program: CalWORKs  
Data Source: CalWIN System as of Oct-2019  
San Francisco Human Services Agency Planning Unit

### Total Aided Individuals, by Age Group



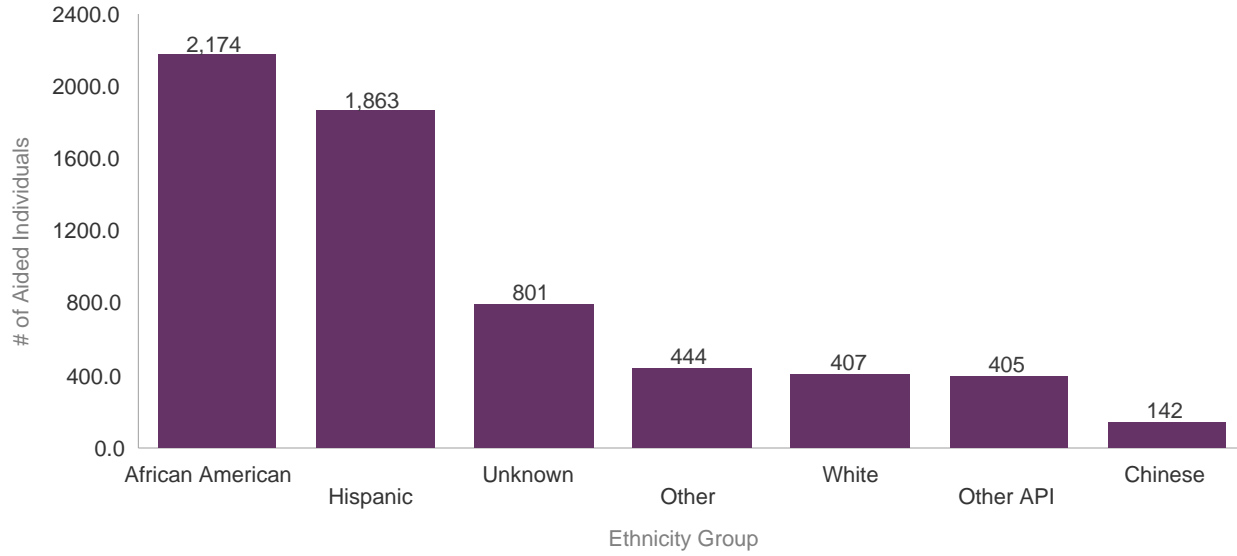
Program: CalWORKs  
Data Source: CalWIN System as of Oct-2019  
San Francisco Human Services Agency Planning Unit

### Total Aided Individuals, by Gender



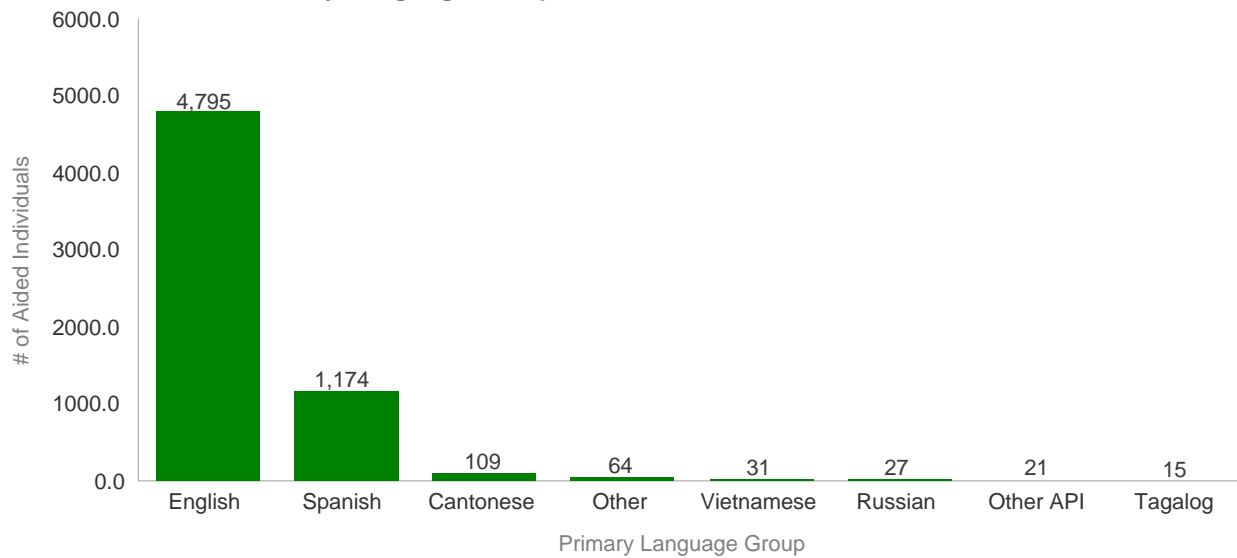
Program: CalWORKs  
Data Source: CalWIN System as of Oct-2019  
San Francisco Human Services Agency Planning Unit

### Total Aided Individuals, by Ethnicity Group



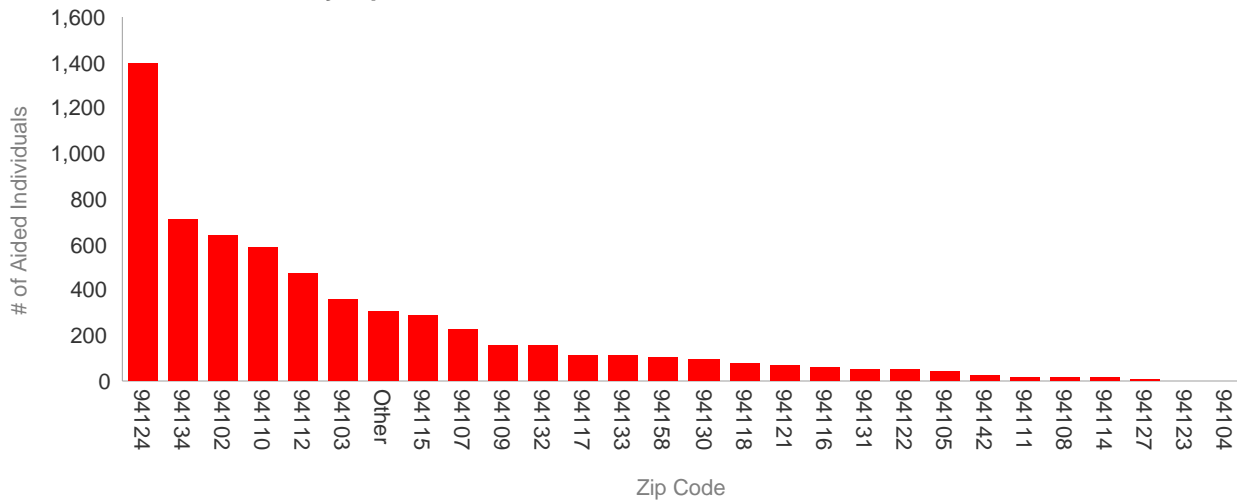
Program: CalWORKs  
Data Source: CalWIN System as of Oct-2019  
San Francisco Human Services Agency Planning Unit

### Total Aided Individuals, by Language Group



Program: CalWORKs  
Data Source: CalWIN System as of Oct-2019  
San Francisco Human Services Agency Planning Unit

### Total Aided Individuals, by Zip Code



Zip Code	San Francisco Neighborhood	# of Aided Individuals
94124	Bayview/Hunters Point	1,394
94134	Visitacion Valley	714
94102	Hayes Valley/Civic Center/Tenderloin	642
94110	Mission District/Bernal Heights	594
94112	Ingleside/Excelsior	476
94103	South of Market	358
Other	Other	306
94115	Western Addition/Japantown	290
94107	Potrero Hill/SOMA	233
94109	Polk/Russian Hill/Nob Hill	164
94132	Lake Merced/Lakeside	157
94117	Haight-Ashbury	120
94133	North Beach	117
94158	Mission Bay	104
94130	Treasure Island	95
94118	Inner Richmond	80
94121	Outer Richmond	73
94116	Sunset/Parkside/Forest Hill	65
94131	Twin Peaks/Glen Park	57
94122	Sunset	56
94105	Rincon Hill	45
94142	General Delivery	27
94111	Embarcadero	17
94108	Chinatown	16
94114	Castro/Noe Valley	16
94127	St. Francis Wood/Miraloma/West Portal	15
94123	Marina/Cow Hollow	3
94104	Financial District	2
<b>Grand Total</b>		<b>6,236</b>

Program: CalWORKs  
 Data Source: CalWIN System as of Oct-2019  
 San Francisco Human Services Agency Planning Unit