

Program Name Medi-Cal

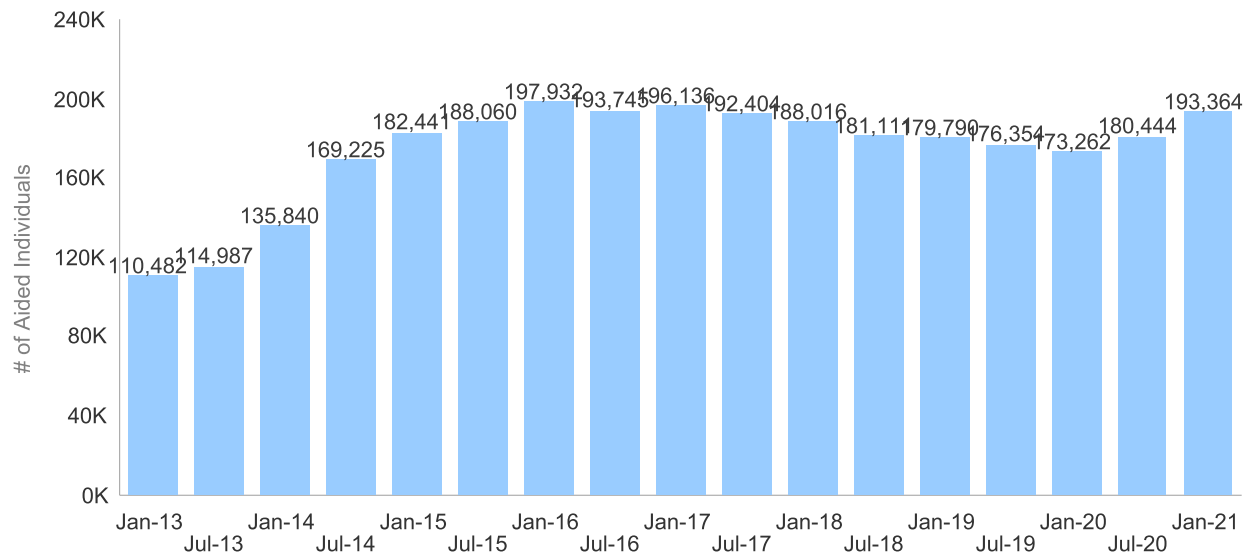
Program Name	Total Number of Aided Individuals	Total Number of Aided Cases (Households)
Medi-Cal	194,740	124,555

Program: Medi-Cal (Does not include SSI-linked Medi-Cal)
Data Source: CalWIN System as of Jun-2021
San Francisco Human Services Agency Planning Unit

Medi-Cal Aided Individual Trend Over Time

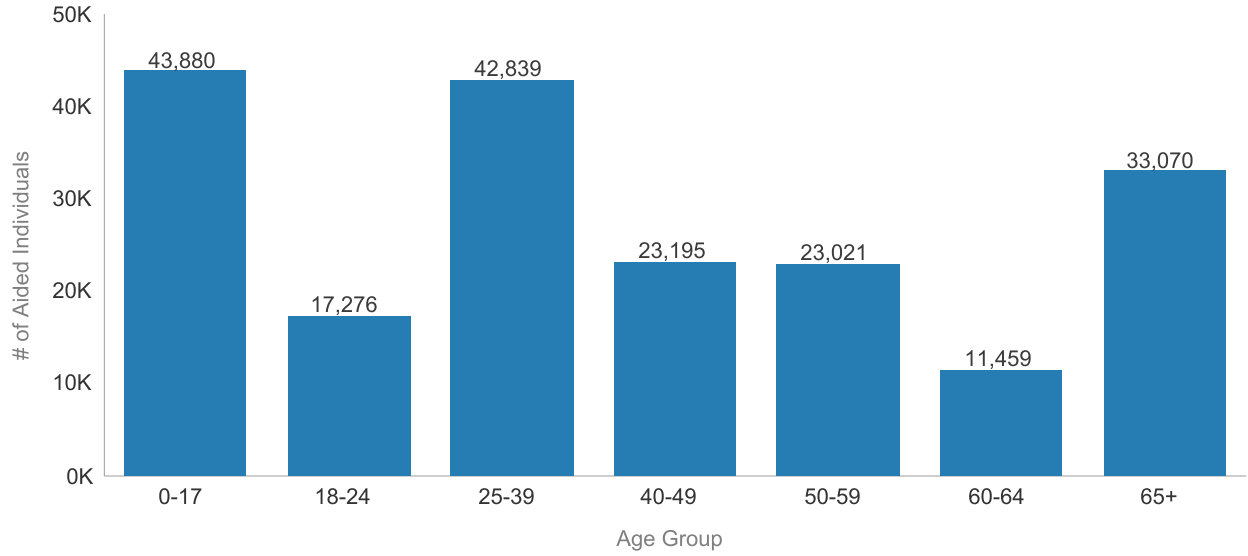
Caseload data in recent months are impacted by retroactive changes and are excluded from this trend analysis. Monthly counts are subject to change over time due to case revisions.

of Aided Individuals



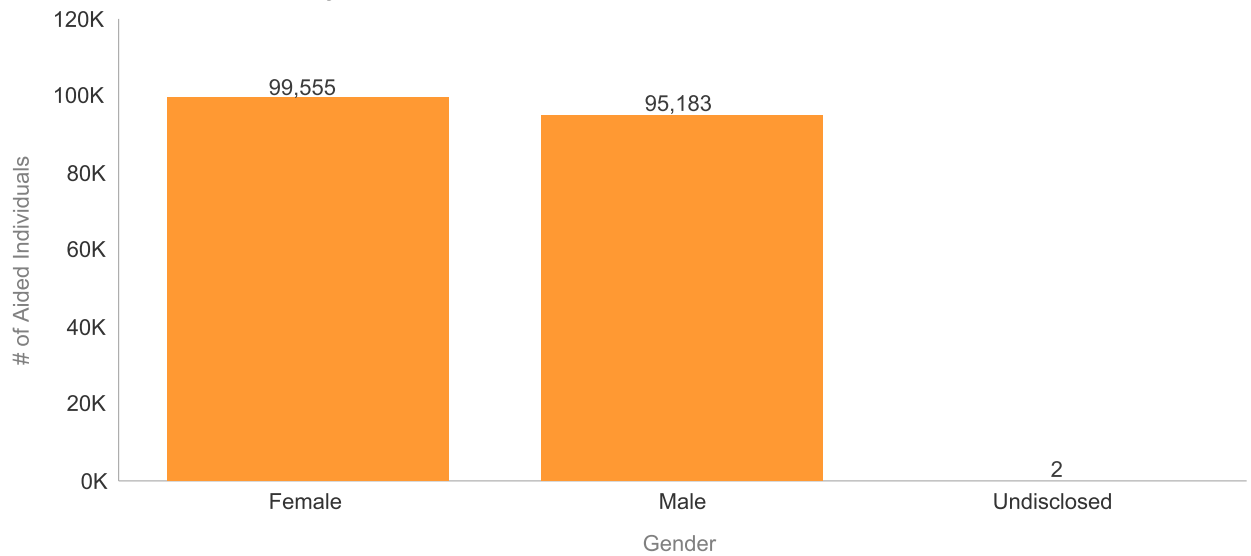
Program: Medi-Cal (Does not include SSI-linked Medi-Cal)
Data Source: CalWIN System as of Jun-2021
San Francisco Human Services Agency Planning Unit

Total Aided Individuals, by Age Group



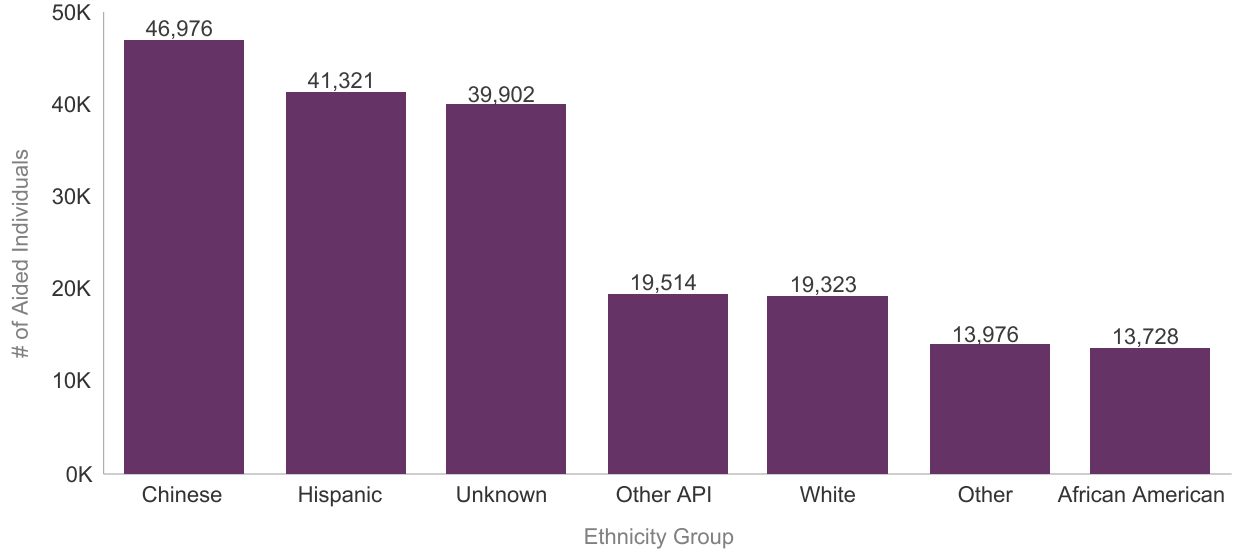
Program: Medi-Cal (Does not include SSI-linked Medi-Cal)
Data Source: CalWIN System as of Jun-2021
San Francisco Human Services Agency Planning Unit

Total Aided Individuals, by Gender



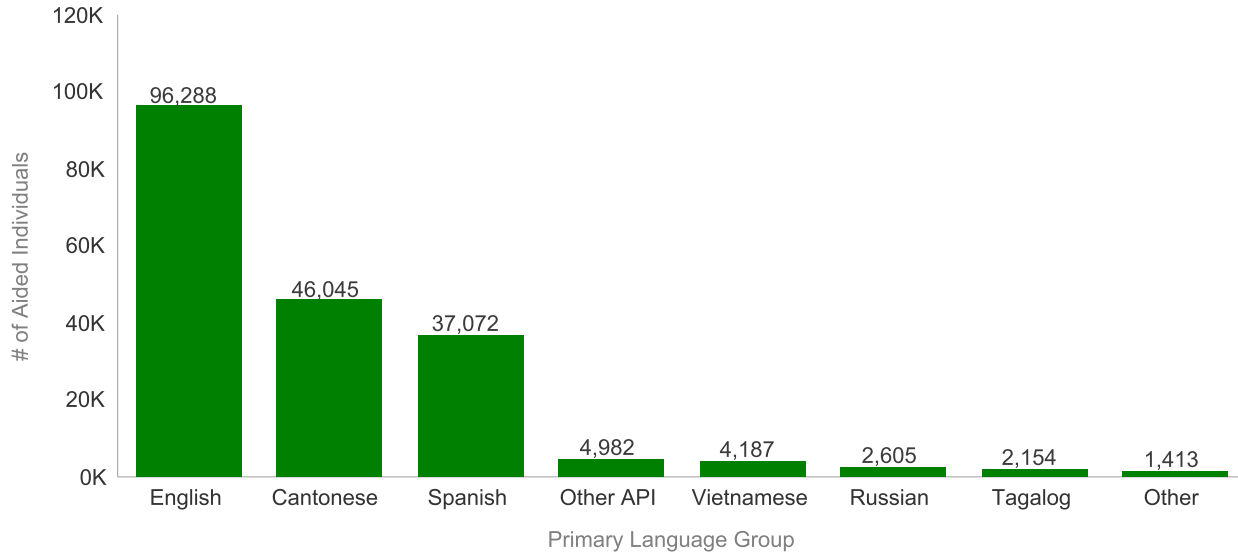
Program: Medi-Cal (Does not include SSI-linked Medi-Cal)
Data Source: CalWIN System as of Jun-2021
San Francisco Human Services Agency Planning Unit

Total Aided Individuals, by Ethnicity Group



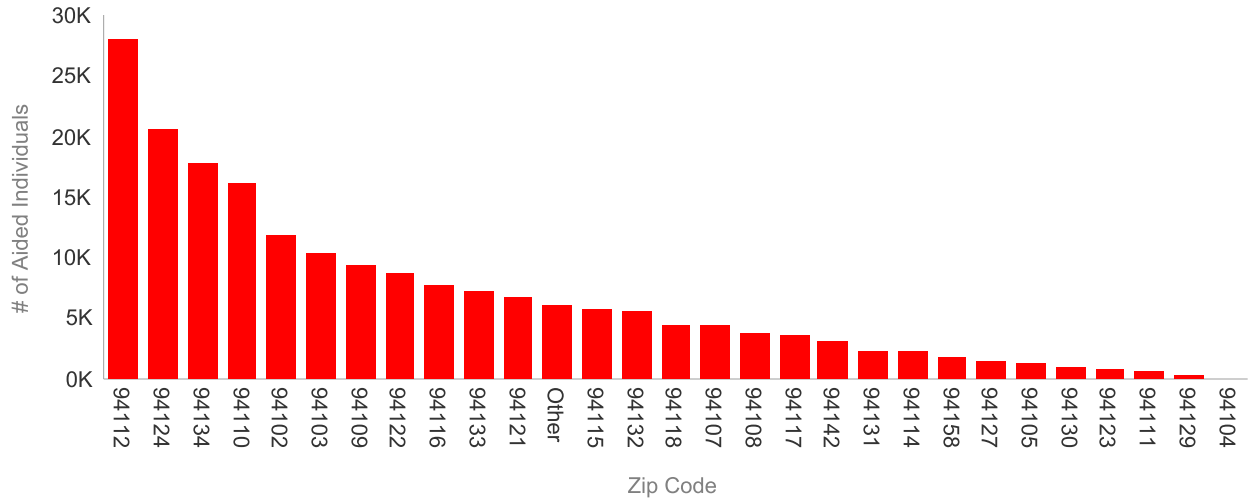
Program: Medi-Cal (Does not include SSI-linked Medi-Cal)
Data Source: CalWIN System as of Jun-2021
San Francisco Human Services Agency Planning Unit

Total Aided Individuals, by Language Group



Program: Medi-Cal (Does not include SSI-linked Medi-Cal)
Data Source: CalWIN System as of Jun-2021
San Francisco Human Services Agency Planning Unit

Total Aided Individuals, by Zip Code



Zip Code	San Francisco Neighborhood	# of Aided Individuals
94112	Ingleside/Excelsior	28,023
94124	Bayview/Hunters Point	20,527
94134	Visitacion Valley	17,780
94110	Mission District/Bernal Heights	16,233
94102	Hayes Valley/Civic Center/Tenderloin	11,832
94103	South of Market	10,369
94109	Polk/Russian Hill/Nob Hill	9,423
94122	Sunset	8,675
94116	Sunset/Parkside/Forest Hill	7,789
94133	North Beach	7,292
94121	Outer Richmond	6,744
Other	Other	6,156
94115	Western Addition/Japantown	5,873
94132	Lake Merced/Lakeside	5,588
94118	Inner Richmond	4,535
94107	Potrero Hill/SOMA	4,433
94108	Chinatown	3,894
94117	Haight-Ashbury	3,685
94142	General Delivery	3,229
94131	Twin Peaks/Glen Park	2,400
94114	Castro/Noe Valley	2,275
94158	Mission Bay	1,772
94127	St. Francis Wood/Miraloma/West Portal	1,581
94105	Rincon Hill	1,410
94130	Treasure Island	1,073
94123	Marina/Cow Hollow	932
94111	Embarcadero	753
94129	Presidio	302
94104	Financial District	162
Grand Total		194,740

Program: Medi-Cal (Does not include SSI-linked Medi-Cal)
 Data Source: CalWIN System as of Jun-2021
 San Francisco Human Services Agency Planning Unit