

**Program Name** Medi-Cal

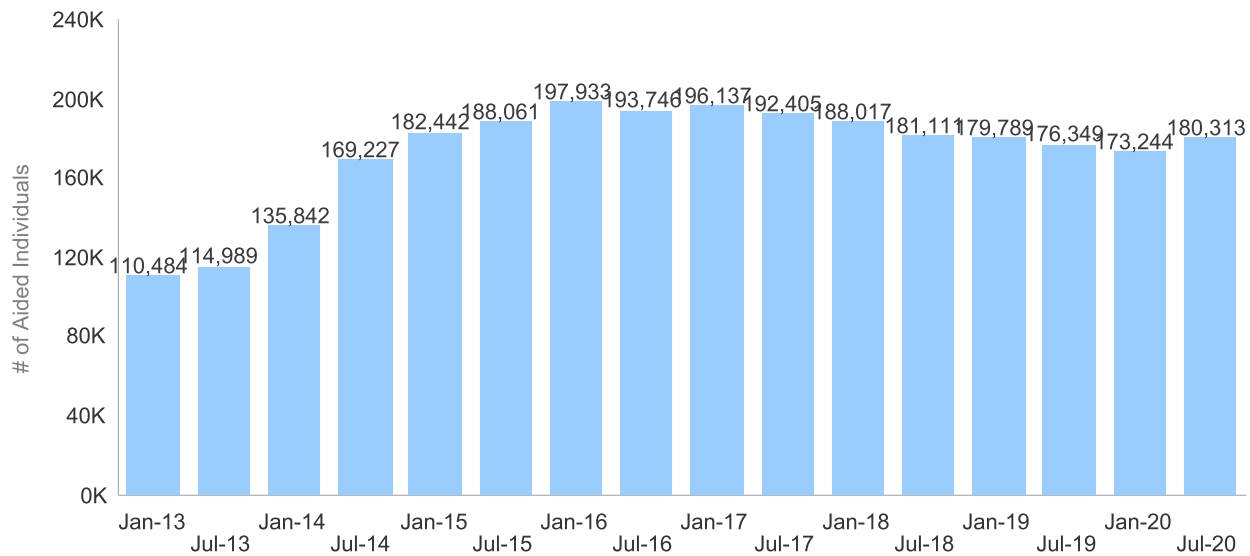
Program Name	Total Number of Aided Individuals	Total Number of Aided Cases (Households)
Medi-Cal	187,749	119,738

Program: Medi-Cal (Does not include SSI-linked Medi-Cal)  
Data Source: CalWIN System as of Dec-2020  
San Francisco Human Services Agency Planning Unit

### Medi-Cal Aided Individual Trend Over Time

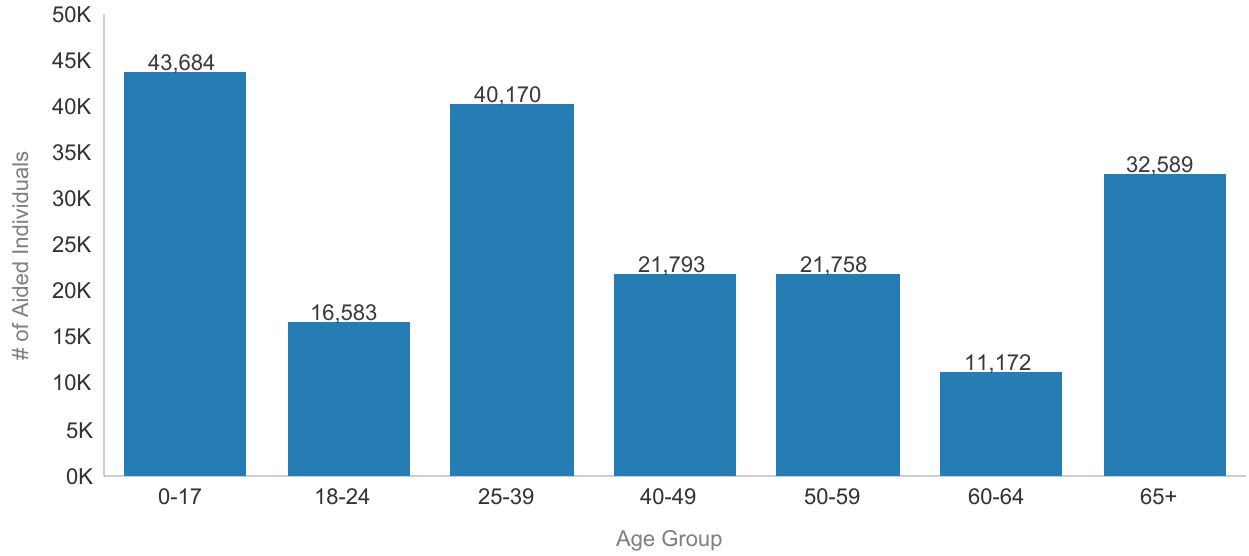
Caseload data in recent months are impacted by retroactive changes and are excluded from this trend analysis. Monthly counts are subject to change over time due to case revisions.

#### # of Aided Individuals



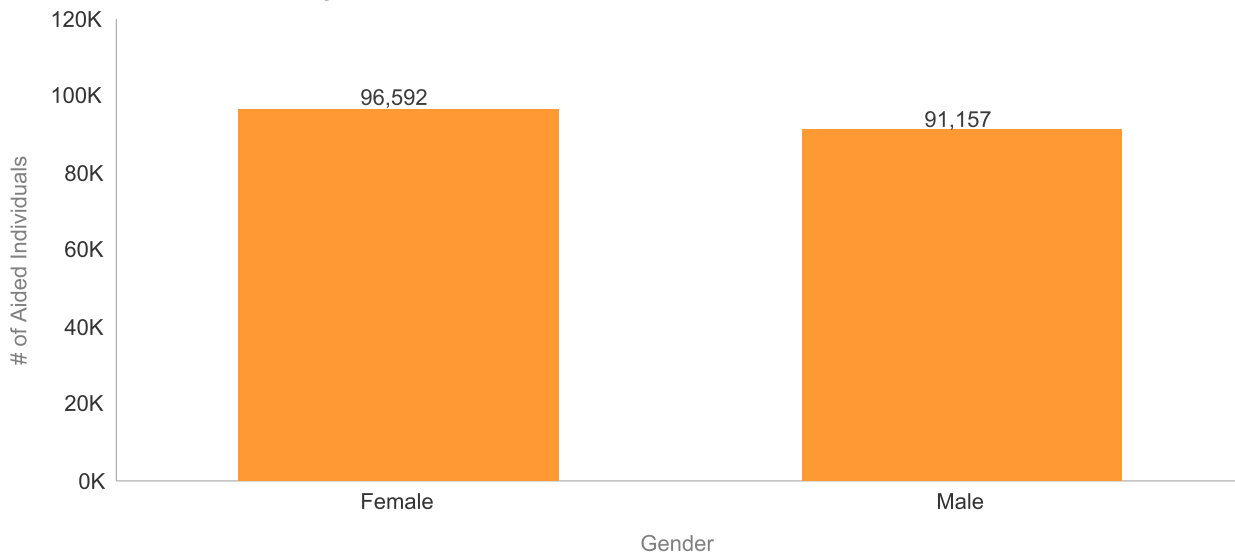
Program: Medi-Cal (Does not include SSI-linked Medi-Cal)  
Data Source: CalWIN System as of Dec-2020  
San Francisco Human Services Agency Planning Unit

### Total Aided Individuals, by Age Group



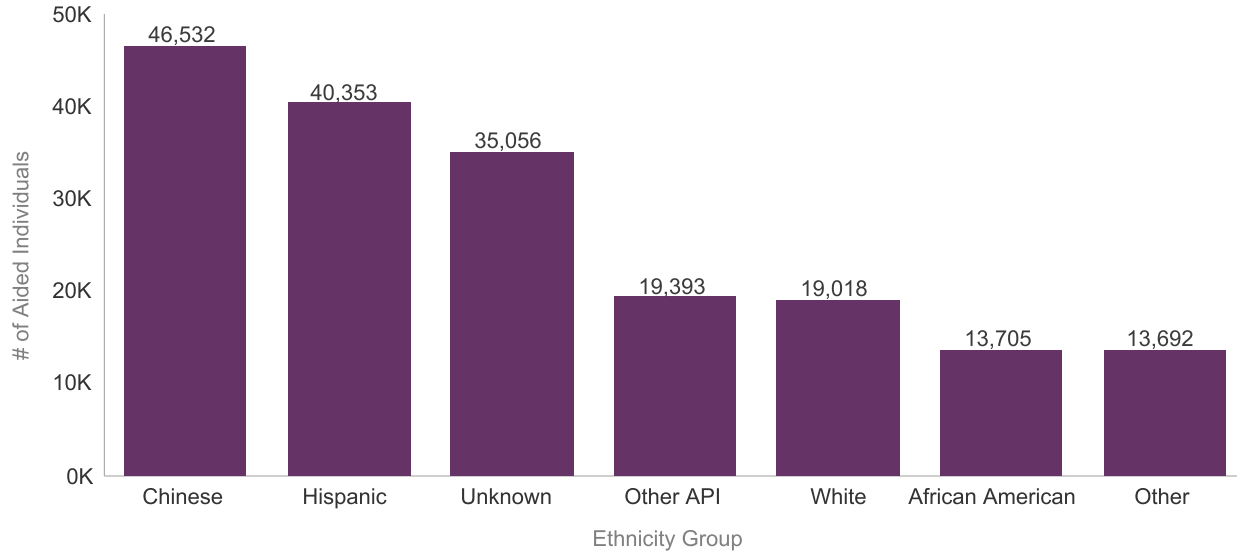
Program: Medi-Cal (Does not include SSI-linked Medi-Cal)  
Data Source: CalWIN System as of Dec-2020  
San Francisco Human Services Agency Planning Unit

### Total Aided Individuals, by Gender



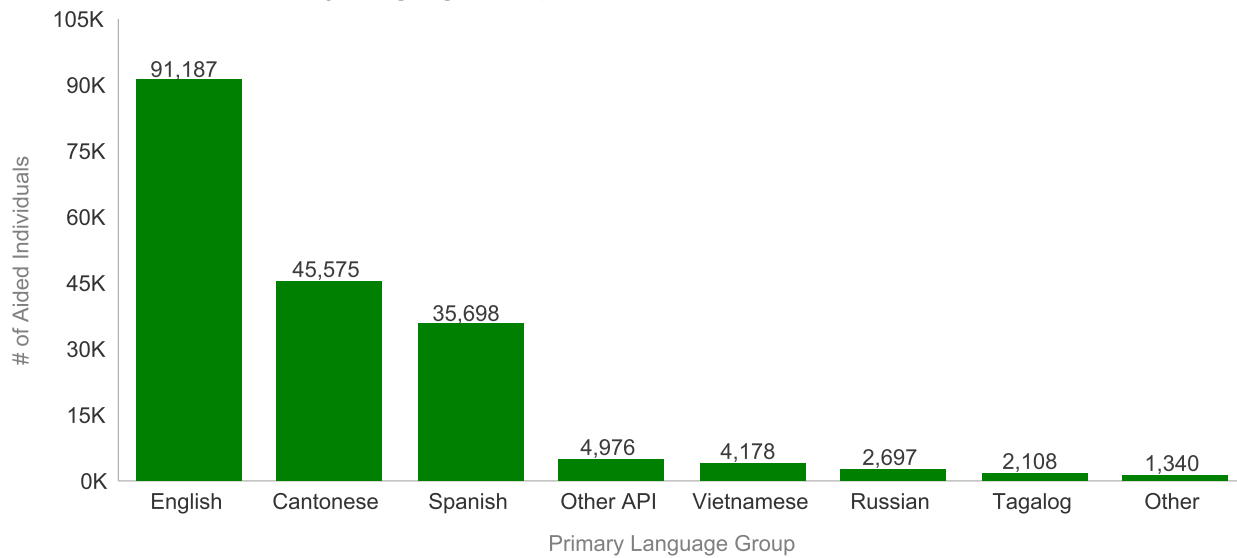
Program: Medi-Cal (Does not include SSI-linked Medi-Cal)  
Data Source: CalWIN System as of Dec-2020  
San Francisco Human Services Agency Planning Unit

### Total Aided Individuals, by Ethnicity Group



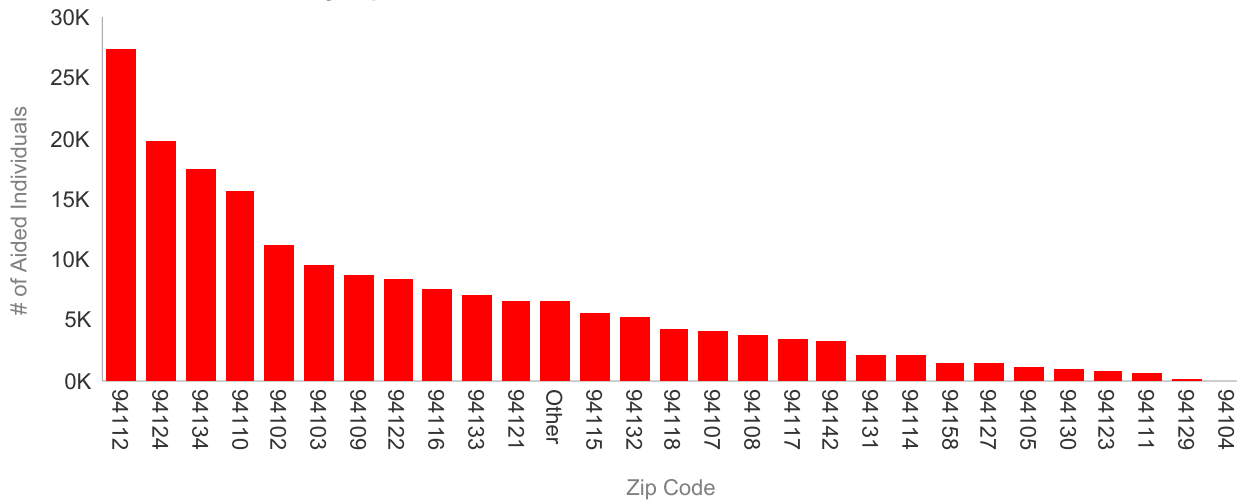
Program: Medi-Cal (Does not include SSI-linked Medi-Cal)  
Data Source: CalWIN System as of Dec-2020  
San Francisco Human Services Agency Planning Unit

### Total Aided Individuals, by Language Group



Program: Medi-Cal (Does not include SSI-linked Medi-Cal)  
Data Source: CalWIN System as of Dec-2020  
San Francisco Human Services Agency Planning Unit

### Total Aided Individuals, by Zip Code



Zip Code	San Francisco Neighborhood	# of Aided Individuals
94112	Ingleside/Excelsior	27,305
94124	Bayview/Hunters Point	19,829
94134	Visitacion Valley	17,400
94110	Mission District/Bernal Heights	15,596
94102	Hayes Valley/Civic Center/Tenderloin	11,167
94103	South of Market	9,654
94109	Polk/Russian Hill/Nob Hill	8,715
94122	Sunset	8,383
94116	Sunset/Parkside/Forest Hill	7,618
94133	North Beach	7,100
94121	Outer Richmond	6,594
Other	Other	6,561
94115	Western Addition/Japantown	5,581
94132	Lake Merced/Lakeside	5,325
94118	Inner Richmond	4,337
94107	Potrero Hill/SOMA	4,204
94108	Chinatown	3,797
94117	Haight-Ashbury	3,470
94142	General Delivery	3,302
94131	Twin Peaks/Glen Park	2,242
94114	Castro/Noe Valley	2,189
94158	Mission Bay	1,598
94127	St. Francis Wood/Miraloma/West Portal	1,471
94105	Rincon Hill	1,248
94130	Treasure Island	1,047
94123	Marina/Cow Hollow	875
94111	Embarcadero	702
94129	Presidio	284
94104	Financial District	155
<b>Grand Total</b>		<b>187,749</b>

Program: Medi-Cal (Does not include SSI-linked Medi-Cal)  
 Data Source: CalWIN System as of Dec-2020  
 San Francisco Human Services Agency Planning Unit